



Spec Guide

# WingRail™ | Ceiling-Wall Arm | 107

Vertical-surface lighting for interior corporate, retail, and display applications.



WingRail, direct or indirect, 370° rotation.

### Benefits & Features

#### Low Profile Asymmetric Design

Asymmetric profile, 1.12" (28mm) x 2.12" (54mm), 370° rotation, angle gauge and lock.

#### Superior Light Quality & Performance


Standard Output is up to 102 lm/W, 689 lm/ft (2260 lm/m) and 83 CRI. Outputs up to 1230 lm/ft (4034 lm/m) are available (see spec sheet for more information).

#### Adaptive Power Modules

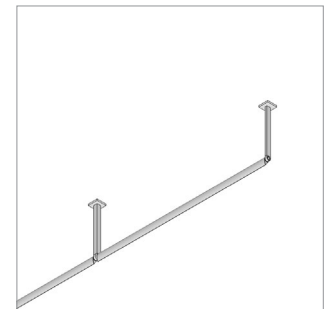
Integral or remote power, 0.1% dimming available for all configurations and protocols.

#### Adaptive Design

Specification-grade modular system for easy integration into building structure and furniture.



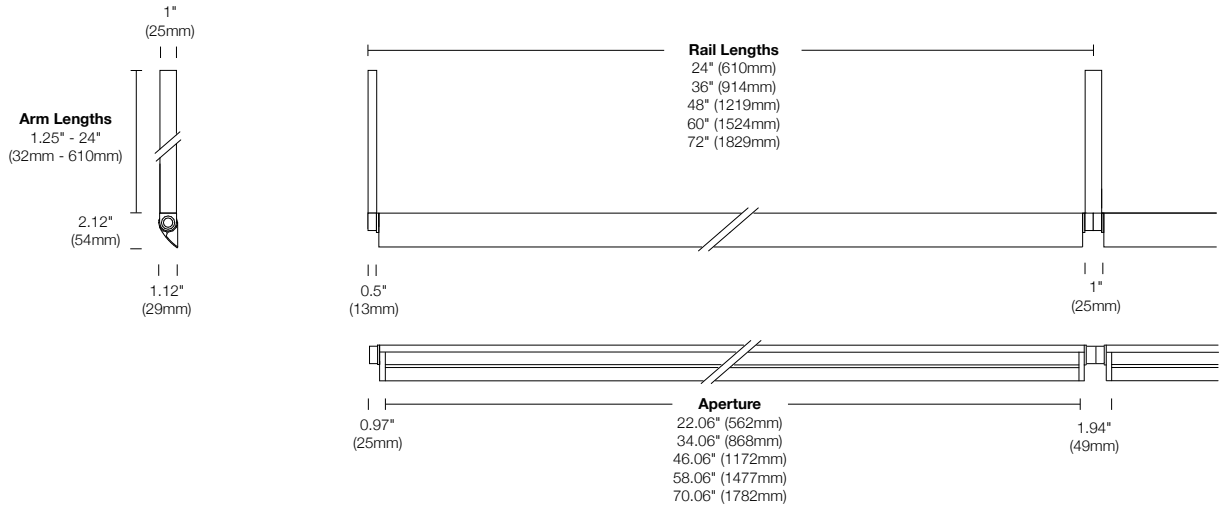
Shown: Integral Power



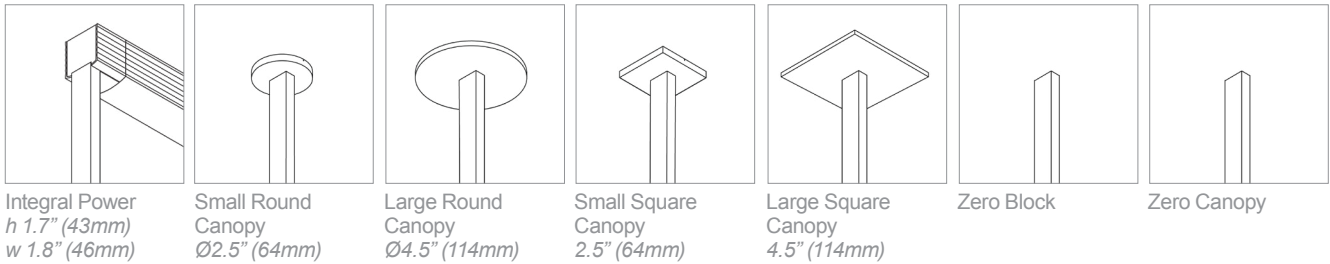
Shown: Small Square Canopy  
Multiple mounting hardware options designed to fit any application.

## Structure

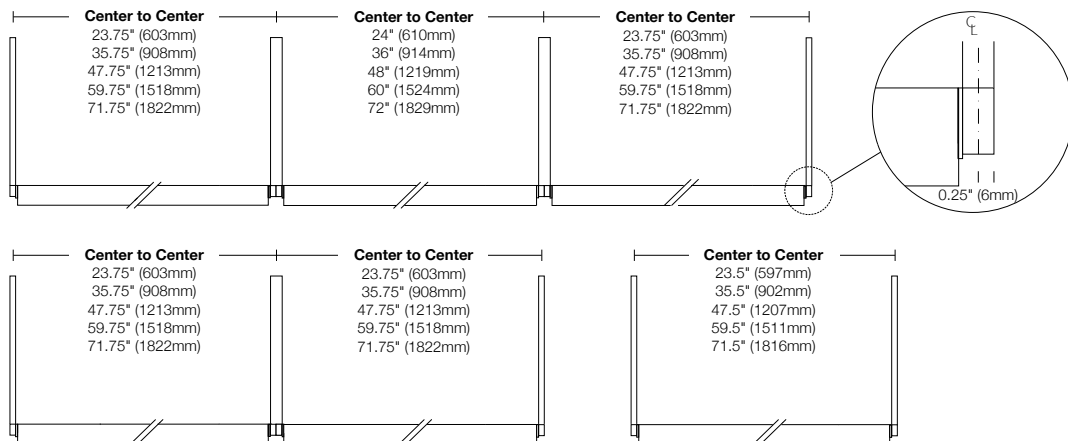
Rail Lengths	24" (610mm), 36" (914mm), 48" (1219mm), 60" (1524mm), 72" (1829mm).
Rail Dimensions	1.12" (29mm) x 2.12" (54mm).
Construction / Finish	Extruded and machined 6063 aluminum. Clear anodized, black anodized, white painted and non-standard finishes available.
Mounting	Ceiling or wall mount to jbox or driver housing.
Arm Length	1.25" (32mm) – 24" (610mm). Non-standard arm lengths available.
System Run Length	24" (610mm). Unlimited maximum.
Operating Temperature	32°F to 104°F (0°C to 40°C).
Humidity	0-85%, non-condensing.
System Weight	1.04 lbs (0.47kg) per foot (305mm). <sup>1</sup>



## Mounting Hardware



## Layout



### NOTES & LIMITATIONS

<sup>1</sup>Weight based on system consisting of 4' (1219mm) rail, 4' (1219mm) arm and mounting hardware. Power supply and housing not included.

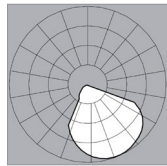
## Power / Controls

Power Type	Class 2 (<60v output) constant current driver.
Dimming Controls	Dimming <sup>1</sup> (0.1%, 1%) and 0-10v, DALI, Lutron EcoSystem™ are available. See <a href="#">Driver Guide</a> for details.
Input Voltage	120v - 277v, 50/60hz.
Power Location	Integral or remote power. Maximum remote distance up to 72' (22m) depending on driver selection. See <a href="#">Driver Guide</a> for details.

## Zipper Board™

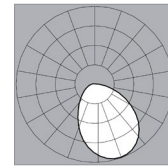

Zipper Board has 72 diodes per foot (305mm). Performance data for standard output is listed below.<sup>2</sup>

### Clear Lens



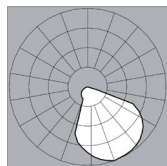

	2700K	3000K	3500K	4000K
Efficacy - Lumens per Watt	90	94	99	102
Lumens per Foot (305mm) <sup>3</sup>	611	636	663	689
Watts per Foot (305mm) <sup>3</sup>	6.7	6.7	6.7	6.7
CRI (>80 min., 85 avg.)	-	-	83	-
Lumen Maintenance	60,000 hours L80 @25°C			

### Diffuse Lens



	2700K	3000K	3500K	4000K
Efficacy - Lumens per Watt	75	78	82	85
Lumens per Foot (305mm) <sup>3</sup>	510	531	553	575
Watts per Foot (305mm) <sup>3</sup>	6.7	6.7	6.7	6.7
CRI (>80 min., 85 avg.)	-	-	83	-
Lumen Maintenance	60,000 hours L80 @25°C			

### White Baffle



	2700K	3000K	3500K	4000K
Efficacy - Lumens per Watt	71	74	78	80
Lumens per Foot (305mm) <sup>3</sup>	480	500	521	542
Watts per Foot (305mm) <sup>3</sup>	6.7	6.7	6.7	6.7
CRI (>80 min., 85 avg.)	-	-	83	-
Lumen Maintenance	60,000 hours L80 @25°C			

### NOTES & LIMITATIONS

<sup>1</sup>Dimming curve is factory preset to linear. Logarithmic is available upon request.

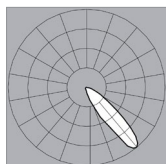
<sup>2</sup>With non-standard output, WingRail distributes up to 1230 lm/ft (4034 lm/m) at slightly reduced efficacy. See the [IES Files](#) page for performance data at High Output.

<sup>3</sup>Based on testing 4' rail section. Lumen measurement complies with IES-LM-79-08 testing procedures.

## Button Board™

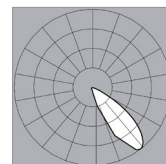
Button Board has 6 diodes per foot (305mm). Performance data for standard output is listed below.<sup>1</sup>

### 19° x 48° Oval



	2700K	3000K	3500K	4000K
Efficacy - Lumens per Watt	57	59	62	64
Lumens per Foot (305mm) <sup>2</sup>	420	438	456	474
Watts per Foot (305mm) <sup>2</sup>	7.3	7.3	7.3	7.3
CRI (>80 min., 85 avg.)	-	-	82	-
Lumen Maintenance	60,000 hours L80 @25°C			

### 36° Medium



	2700K	3000K	3500K	4000K
Efficacy - Lumens per Watt	64	67	70	73
Lumens per Foot (305mm) <sup>2</sup>	476	496	516	537
Watts per Foot (305mm) <sup>2</sup>	7.3	7.3	7.3	7.3
CRI (>80 min., 85 avg.)	-	-	82	-
Lumen Maintenance	60,000 hours L80 @25°C			

### NOTES & LIMITATIONS

<sup>1</sup>With non-standard output, WingRail distributes up to 1230 lm/ft (4034 lm/m) at slightly reduced efficacy. See the [IES Files](#) page for performance data at High Output.

<sup>2</sup>Based on testing 4' rail section. Lumen measurement complies with IES-LM-79-08 testing procedures.

## Build Your Specification

107-WG	01					
--------	----	--	--	--	--	--

System & Rail Type	Single/Double Rail	System Length	Rail Length	Mounting	Arm Length	Power Location
107-WG WingRail	01 Single Rail	Specify system length in 1ft (305mm) increments.	Select Rail Length. If System Length is not divisible by Rail Length selected, Vode will complete the remainder with appropriate rail length(s). If a specific rail configuration is required, please select ZZ and identify the specific layout desired.  24 24" (610mm) 36 36" (914mm) 48 48" (1219mm) 60 60" (1524mm) 72 72" (1829mm) ZZ Other rail length or layout (please specify)	CA Ceiling Arm WA Wall Arm	1.25 1.25" arm (32mm) 3 3" arm (76mm) 6 6" arm (152mm) 12 12" arm (305mm) 18 18" arm (457mm) <sup>1</sup> 24 24" arm (610mm) <sup>1</sup> ZZ Other (please specify) <sup>1</sup>	Integral Power IP Integral Power  Remote Power 00 Zero Canopy 0B Zero Block 2R Small Round Canopy 2S Small Square Canopy 4R Large Round Canopy 4S Large Square Canopy

		0			
--	--	---	--	--	--

Power Type <sup>2</sup>	Voltage	Emergency Power	LED Type	Lumen Output	Color Temperature
AE 0-10v, 1% dimming AT eldoLED 0-10v, 0.1% dimming AD eldoLED DALI, 0.1% dimming AH Lutron EcoSystem, 1% dimming <sup>3</sup> ZZ Other (please specify)	1 120v 4 240v 2 277v	Contact Vode or your Vode agent for emergency power options.	Z Zipper Board B Button Board	SO Standard Output ZZ Other (please specify) <sup>4</sup>	27 2700K 30 3000K 35 3500K 40 4000K ZZ Other (please specify)

			0
--	--	--	---

Optics	Sensors	Finish	Options
Zipper Board (Z) 0 Clear Lens 1 Diffuse Lens WB White Baffle <sup>5</sup> ZZ Other (please specify)	0 None ZZ Other (please specify) <sup>6</sup>	AL Clear Anodized WH White Painted BL Black Anodized ZZ Other (please specify)	0 None
Button Board (B) 19 19° x 48° Oval 36 36° Optic ZZ Other (please specify)			

### NOTES & LIMITATIONS

<sup>1</sup>For arms 18" and longer, wall-mounted systems include a cable tie-back

<sup>2</sup>Dimming curve is factory preset to linear. Logarithmic is available upon request.

<sup>3</sup>Maximum remote distance with Button board (B) is 15ft (4572mm). See [Driver Guide](#) for more information.

<sup>4</sup>See [Driver Guide](#) for limitations. See the [IES Files](#) page for performance data at high output.

<sup>5</sup>Edge-softening lens comes standard with White Baffle (WB).

<sup>6</sup>Occupancy and daylight sensors are available. Contact Vode or your Vode agent with your specific requirements.

5 Year Limited Warranty. All material and component parts used in the manufacture of Vode products are warranted to be free from defects of material and/or workmanship for a period of 5 years from date of sale. Product must be installed according to Vode installation instructions and accepted trade practices. Power supplies and other auxiliary equipment is not covered under Vode warranty but may be covered by separate OEM warranty. See full Vode warranty description [here](#).

Listed to UL standards for damp location by a Nationally Recognized Testing Laboratory (NRTL) recognized by OSHA.



LED Board Construction – Aluminum MCPCB, PPT connectors, RoHS compliant.  
 Clear Lens, Diffuse Lens – High-impact extruded acrylic glass (PMMA). Baffle – 6063 Aluminum, RoHS compliant painted finish. Button Optics – High-impact cast acrylic glass (PMMA), polycarbonate (PC) holder. Power Cable – Ø4mm, 18/2 AWG, Plenum (CMP) rated semi-rigid PVC, flame tested UL-910. Cable Connectors – Unfilled black nylon, rated UL 94 V-0, halogen free, PVC overmold, RoHS compliant. Remote Power Housing – 1/16" (0.8mm) formed steel, zinc chromate plating.

Copyright © 2016 Vode Lighting LLC. All rights reserved.  
 The Vode logo and Vode, WingRail, Zipper board and Button board names are either registered trademarks or trademarks of Vode Lighting LLC in the United States and / or other countries. All other brand or product names are trademarks or registered trademarks of their respective owners. Due to ongoing innovation, specifications may change without notice.

