



**DISCONTINUED**

Call your local Vode rep or  
Vode Sales Support to order.  
(707) 996-9898

### Spec Guide

## BoxRail™ | Ceiling Cable | T5 | 105

Direct or indirect lighting for general interior, open office and conference room applications.



BoxRail, direct or indirect, 370° rotation.

### Benefits & Features

#### Super Slim Design

Square profile, 1.14" (29mm) x 1.14" (29mm), 370° rotation, Ø3mm power cable suspension.

#### Superior Light Quality & Performance

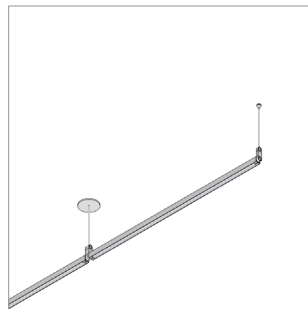
For HE & HO lamps. 41% fixture efficacy. Extruded aluminum housing with prismatic lens.

#### Adaptive Power Modules


Integral or remote power, 1% dimming available for most configurations and protocols.

#### Modular Design

Specification-grade adaptive system for easy integration into building structure and furniture.



Shown: Large Round Canopy



Shown: Integral Ballast

Multiple mounting hardware options designed to fit any application.

## Structure

Rail Lengths	24" (610mm), 36" (914mm), 48" (1219mm), 60" (1524mm), 72" (1829mm), 96" (2438mm).
Rail Dimensions	1.14" (29mm) x 1.14" (29mm).
Construction / Finish	Extruded and machined 6063 aluminum. Clear anodized (stock), black anodized, white painted and non-standard finishes available.
Mounting	Ceiling mount to jbox or integral ballast housing. <i>See following page for details.</i>
Cable Length	60" (1524mm). Non-standard cable length available.
System Run Length	2' (610mm) minimum. Unlimited maximum.
System Weight	0.61lbs (0.28kg) per foot (305mm). <sup>1</sup>

## Power / Controls

Ballast Type	Thermally protected Class P and Sound Rated A.
Controls	Non-dimming and dimming (1%, 10%). 0-10V, DALI, Lutron™ available for most configurations. <i>See Ballast Guide for details.</i>
Input Voltage	120v, 240v, 277v.
Power Location	Integral or remote power. Maximum ballast distance from fixture up to 18' (5m) depending on ballast type. <i>See Ballast Guide for details.</i>
Emergency Ballast	Available with select ballasts. <i>See Ballast Guide for details.</i>

## Light

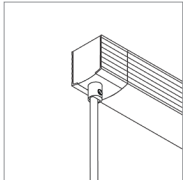
Fixture Efficacy (lm/W)	41% efficacy.
Distribution	Symmetric distribution, 100% direct.
T5 Lamp HE (High Efficiency)	14W = 24" (600mm) lamp. 21W = 36" (900mm) lamp. 28W = 48" (1200mm) lamp. 35W = 60" (1500mm) lamp. 42W = 72" (1800mm) = 2 x 36" (900mm) lamp, 21W per lamp. 56W = 96" (2400mm) = 2 x 48" (1200mm) lamp, 28W per lamp.
T5 Lamp HO (High Output)	24W = 24" (600mm) lamp. 39W = 36" (900mm) lamp. 54W = 48" (1200mm) lamp. 80W = 60" (1500mm) lamp. 78W = 72" (1800mm) = 2 x 36" (900mm) lamp, 39W per lamp. 108W = 96" (2400mm) = 2 x 48" (1200mm) lamp, 54W per lamp.
Color Temperature	3000K, 3500K, 4100K. Other color temperature lamps available on request.

### NOTES & LIMITATIONS

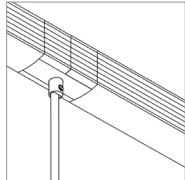
<sup>1</sup>Weight based on system consisting of 4' (1219mm) rail, 4' (1219mm) cable drop and mounting hardware.  
Ballast and housing not included.

**DISCONTINUED**  
To order, call  
**(707) 996-9898**

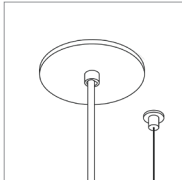
Integral Ballast



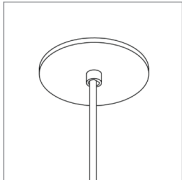
Integral Power (end)  
h 1.7" (43mm)  
w 1.8" (46mm)



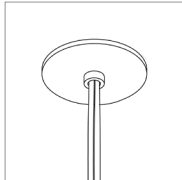
Integral Power (joint)



Large Round Canopy  
Ø4.5" (114mm)

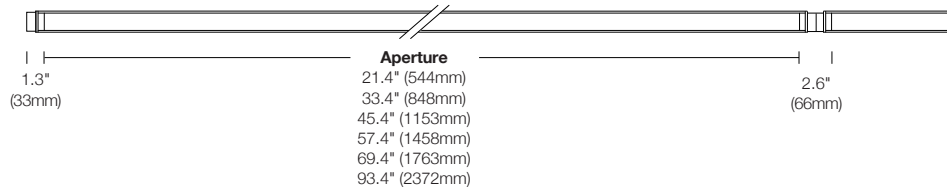
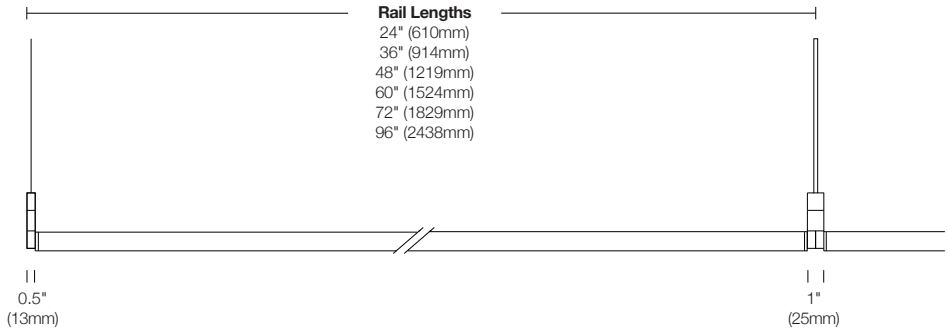
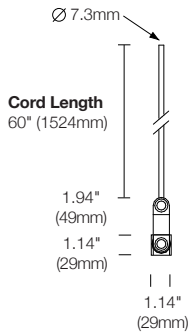


Large Round Canopy  
Ø4.5" (114mm)  
for single 72" (1829mm) or 96" (2438 mm) rail lengths



Large Round Canopy  
Ø4.5" (114mm)  
for continuous systems with 72" (1829mm) or 96" (2438 mm) rail lengths

Dimensions



Materials

Prismatic Lens	High-impact extruded acrylic glass (PMMA).
Baffle	6063 aluminum, painted white finish, RoHS compliant.
Suspension Cable	Ø7mm, 18/5 AWG, PVC jacket, FEP-Insulated, RoHS compliant.
Power Cable	Ø6mm, 18/4 AWG, fiberglass sheathing, FEP insulation, RoHS compliant.
Cable Connectors	Unfilled clear Nylon, rated UL 94 V-0, halogen free. RoHS compliant.
Remote Power Housing	1/16" (0.8mm) formed steel, zinc chromate plating.

5 Year Limited Warranty. All material and component parts used in the manufacture of Vode products are warranted to be free from defects of material and/or workmanship for a period of 5 years from date of sale. Product must be installed according to Vode installation instructions and accepted trade practices. Ballasts and other auxiliary equipment is not covered under Vode warranty but may be covered by separate OEM warranty. See full Vode warranty description [here](#).

Listed to UL standards for dry and damp location by a Recognized Testing Laboratory (NRTL) recognized



## Build Your Specification

105-BX	01			CC		
--------	----	--	--	----	--	--

System & Rail Type	Single/Double Rail	System Length	Layout	Mounting	Cable Length <i>Field adjustable.</i>	Ballast Location
105-BX BoxRail	01 Single Rail	Specify system length in 1ft (305mm) increments.	Select a standard layout using the Layout Chart on page 6. Find your desired overall system length and choose Layout A, B or C. This product is available with rail lengths from 2' (610mm) – 8' (2438mm). To select a non-standard layout, write "Z" above and specify your layout in comma-delimited feet/inches or millimeters. Example: 3',3',3',3' for a 12ft system.	CC Ceiling Cable	60 60" cable (1524mm) Z Non-standard cable length (please specify)	<b>Integral Ballast</b> IB Integral Ballast JR Vode jbox w/instant start ballast, Large Round Canopy <b>Remote Ballast</b> 4R Large Round Canopy

--	--	--	--	--	--

Ballast Type <sup>1</sup>	Voltage	Emergency Ballast	Lamp Type	Finish	Lens / Baffle
I Instant Start, non-dimming A Programmed Start, non-dimming E Lutron Ecosystem, 10% dimming H Lutron Hi-Lume 3D, 1% dimming J Lutron Ecosystem H-Series, 1% dimming F 0-10v, 1% dimming Z Other (please specify)	1 120v 4 240v 2 277v	Specify number of emergency ballasts required. See <a href="#">Ballast Guide</a> for details.	<b>Supplied by Others</b> HE High Efficiency (HE) HO High Output (HO)  <b>Supplied by Vode</b> E30 Sylvania Pentron, 3000K (HE) E35 Sylvania Pentron, 3500K (HE) E41 Sylvania Pentron, 4100K (HE) O30 Sylvania Pentron, 3000K (HO) O35 Sylvania Pentron, 3500K (HO) O41 Sylvania Pentron, 4100K (HO) Z Other (please specify)	AL Clear Anodized (stock) WH White Painted BL Black Anodized Z Non-standard Finish (please specify)	0 None B Cross Baffle 1 Prismatic Lens

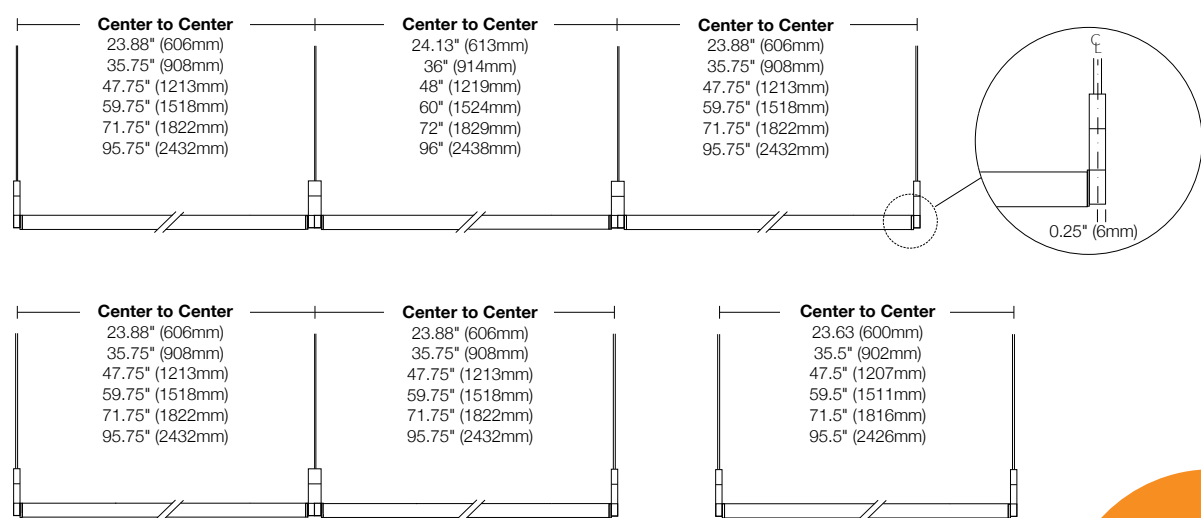
--	--

### NOTES & LIMITATIONS

- <sup>1</sup>Some ballasts may not be compatible with your specification. See [Ballast Guide](#) for details.
- <sup>2</sup>Occupancy and daylight sensors are available. Contact Vode or your Vode agent with your specific requirements.
- <sup>3</sup>Requires Integral Ballast (IB).

Sensors	Options
0 None Z Other (please specify) <sup>2</sup>	Select all that apply. 0 None 2 GLR Fuse 3 9' 18/3 Cord and Plug 4 Conduit adapter for end power feed <sup>3</sup>

## Layout



**DISCONTINUED**  
To order, call  
**(707) 996-9898**