

IES Report

ZipThree® | Ceiling Cable | 707 | Symmetric with EdgeGlow, up | Soft Diffuse, down | 90 CRI | SO

707-Z3-XX-4-48-CC-XX-XX-XX-X-0-Z-SO-359-U2D2-0-AL / WH-X

| | 2700K | 3000K | 3500K | 4000K |
|--|-------|-------|-------|-------|
| Efficacy - Lumens per Watt | 106 | 109 | 114 | 114 |
| Total Lumens, 4' rail length (1219mm) | 5520 | 5694 | 5810 | 5926 |
| Lumens per foot (305mm) | 1380 | 1423 | 1453 | 1482 |
| Lumens per foot UP (305mm) | 3022 | 3117 | 3181 | 3245 |
| Lumens per foot DOWN (305mm) | 2498 | 2577 | 2629 | 2682 |
| Input Power (W), 4' rail length (1219mm) | 52.3 | 52.3 | 51.4 | 52.3 |
| Watts per foot (305mm) | 13.1 | 13.1 | 12.9 | 13.1 |
| CRI* | 96 | 96 | 96 | 96 |

Due to the large number of options in Vode's product offering, most Vode IES reports are factored reports prepared from source reports. Source reports are the IES test reports prepared for Vode by an NVLAP accredited photometric test laboratory. Factored reports are based on data from the Vode source reports.

If the data above is in black, it is directly from a Vode source report. If it is in grey, it is factored from Vode source reports. Reference details on Vode source reports can be found on the [IES File Finder](#) page on vode.com.

* R9: ~74 @ 3500K

Report No: L081800702 **Issue Date:** 8/15/2018

Report Prepared For: Vode Lighting
21684 8th Street East, Suite 700, Sonoma, CA 95476

Model Number: 707-Z3-CC-Z-SO-359-U2D2-AL

Test: Photometric/Colorimetric/Electrical Test

Standards Used: Appropriate part or all test guidelines were used for test performed:
IESNA LM79: 2008 Approved Methods for Electrical and Photometric Measurements of Solid-State Lighting Products
ANSI NEMA ANSLG C78.377: 2008 Specification of the Chromaticity of Solid State Lighting Products
ANSI C82.77:2002: Harmonic Emission Limits-Related Quality Requirements for Lighting Equipment

Description of Sample: Client submitted the sample. Received in working and undamaged condition. No modifications were necessary.

Testing Condition: Fixture is tested with no special conditions.

Sample Arrival Date: 8/9/18

Date of Tests: 8/10/18 - 8/15/18

Seasoning of Sample: No seasoning was performed in accordance with IESNA LM-79.

Equipment List

| Equipment Used | Model No | Stock No | Calibration Due Date |
|-----------------------------------|------------|------------|----------------------|
| Chroma Programmable AC Source | 61604 | PS-AC02 | -- |
| Yokogawa Digital Power Meter | WT210 | MT-EL06-S4 | 1/9/19 |
| BK PRECISION | 1747 | PS-DC04 | 1/10/19 |
| Fluke Digital Thermometer | 52K/J | MT-TP05 | 1/10/19 |
| LLI Type C Goniophotometer System | RMG-C-MKII | CD-LL04-GC | -- |
| LLI 2M Sphere | 2MR97 | CD-SN03-S2 | -- |
| LLI Spectroradiometer | SPR-3000 | MT-SC01-S2 | Before Use |

*All Results in accordance to IESNA LM-79-2008: Approved Method for the Electrical and Photometric Testing of Solid-State Lighting.

Test Summary

| | |
|--|----------------------------------|
| Manufacturer: | Vode Lighting |
| Model Number: | 707-Z3-CC-Z-SO-359-U2D2-AL |
| Driver Model Number: | MEAN WELL HLG-40H-36A(2 DRIVERS) |
| Total Lumens: | 5810.17 |
| Input Voltage (VAC/60Hz): | 120.00 |
| Input Current (Amp): | 0.43 |
| Input Power (W): | 51.37 |
| Input Power Factor: | 0.99 |
| Current ATHD @ 120V(%): | 9% |
| Current ATHD @ 277V(%): | N/A |
| Efficacy: | 113.10 |
| Color Rendering Index (CRI): | 96 |
| Correlated Color Temperature (K): | 3381 |
| Chromaticity Coordinate x: | 0.4118 |
| Chromaticity Coordinate y: | 0.3931 |
| Ambient Temperature (°C): | 25.0 |
| Stabilization Time (Hours): | 0:45 |
| Total Operating Time (Hours): | 2:30 |


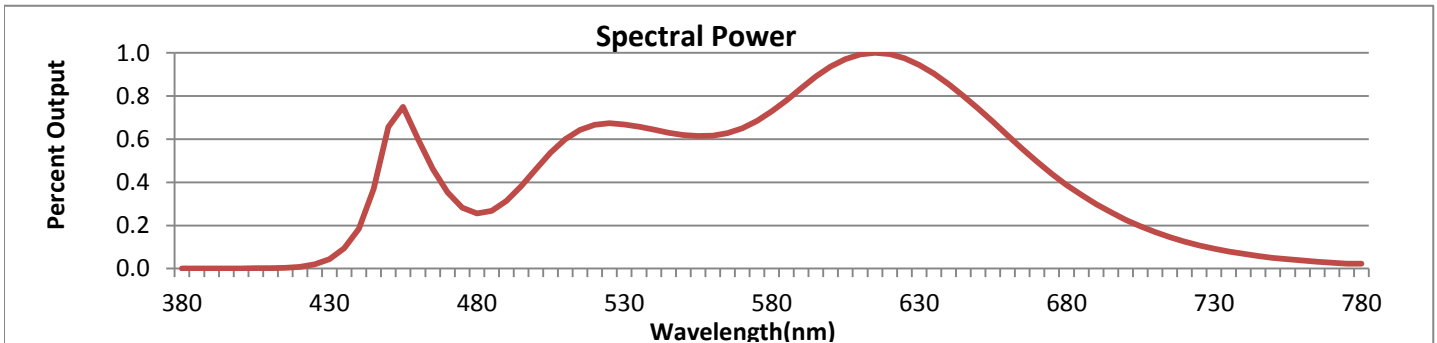


FIG. 1 LUMINAIRE

*All Results in accordance to IESNA LM-79-2008: Approved Method for the Electrical and Photometric Testing of Solid-State Lighting.



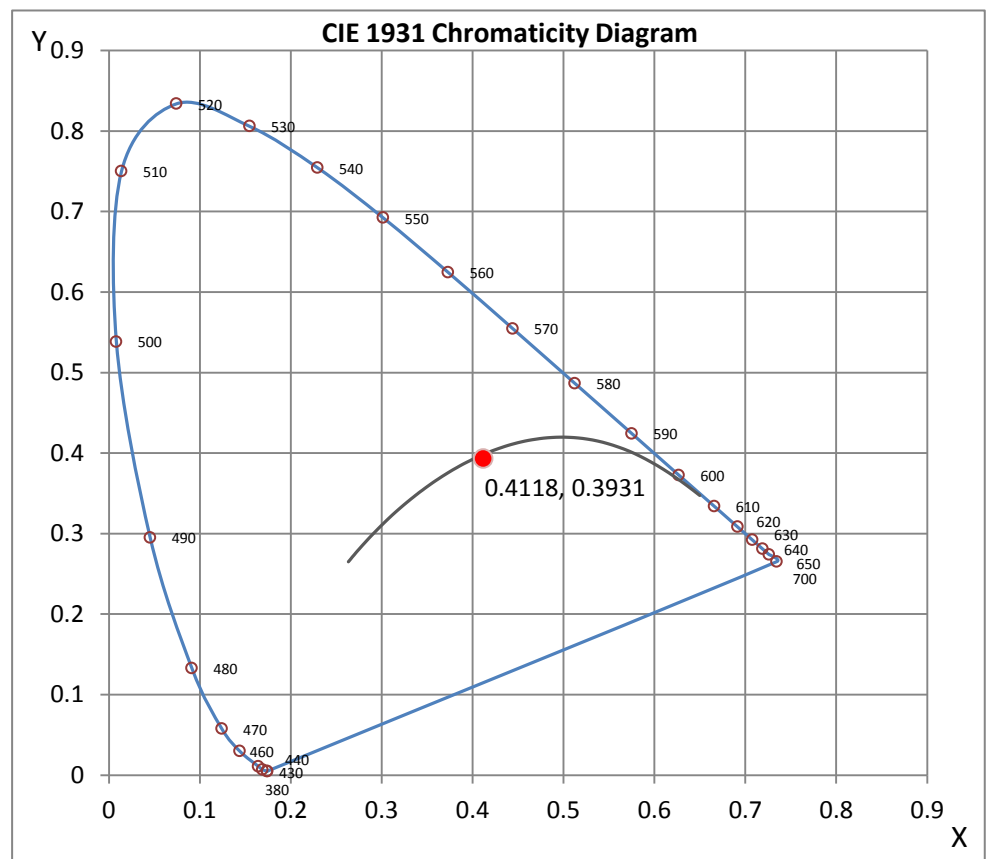
| Wavelength | W/m ² nm | 440 | 0.1847 | 510 | 0.6000 | 580 | 0.7293 | 650 | 0.7419 | 720 | 0.1252 |
|------------|---------------------|-----|--------|-----|--------|-----|--------|-----|--------|-----|--------|
| 380 | 0.0007 | 450 | 0.6563 | 520 | 0.6669 | 590 | 0.8363 | 660 | 0.6172 | 730 | 0.0928 |
| 390 | 0.0010 | 460 | 0.5998 | 530 | 0.6686 | 600 | 0.9364 | 670 | 0.4954 | 740 | 0.0684 |
| 400 | 0.0010 | 470 | 0.3535 | 540 | 0.6444 | 610 | 0.9927 | 680 | 0.3883 | 750 | 0.0502 |
| 410 | 0.0022 | 480 | 0.2555 | 550 | 0.6195 | 620 | 0.9945 | 690 | 0.2984 | 760 | 0.0371 |
| 420 | 0.0086 | 490 | 0.3137 | 560 | 0.6159 | 630 | 0.9444 | 700 | 0.2258 | 770 | 0.0274 |
| 430 | 0.0437 | 500 | 0.4610 | 570 | 0.6507 | 640 | 0.8559 | 710 | 0.1692 | 780 | 0.0234 |

CRI & CCT

| | |
|-----|----------|
| x | 0.4118 |
| y | 0.3931 |
| u' | 0.2389 |
| v' | 0.5132 |
| CRI | 96.00 |
| CCT | 3381 |
| Duv | -0.00034 |

R Values

| | |
|-----|-------|
| R1 | 97.77 |
| R2 | 98.82 |
| R3 | 99.20 |
| R4 | 97.12 |
| R5 | 97.87 |
| R6 | 94.50 |
| R7 | 94.05 |
| R8 | 88.64 |
| R9 | 73.57 |
| R10 | 98.28 |
| R11 | 90.69 |
| R12 | 80.99 |
| R13 | 97.42 |
| R14 | 98.69 |



*All Results in accordance to IESNA LM-79-2008: Approved Method for the Electrical and Photometric Testing of Solid-State Lighting.

Test Methods

Photometric Measurements - Goniophotometer

A Custom Light Laboratory Type C Rotating Mirror Goniophotometer was used to measure candelas(intensity) at each angle of distribution as defined by IESNA for the appropriate fixture type.

Ambient temperature is set to 25°C and is measured from the center of the fixture, within 1ft from the outside of the fixture. Temperature is maintained at 25°C throughout the testing process and the sample is stabilized for at least 30mins and longer as necessary for the sample to achieve stabilization.

Electrical measurements are measured using the listed equipment.

Spectral Measurements - Integrating Sphere

A Sensing Spectroradiometer SPR-3000, in conjunction with Light Laboratory 2 meter integrating sphere was used to measure chromaticity coordinates, correlated color temperature(CCT) and the color rendering index(CRI) for each sample.

Ambient temperature is set to 25°C and is measured from the center of the fixture, within 1ft from the outside of the fixture. Temperature is maintained at 25°C throughout the testing process and the sample is stabilized for at least 30mins and longer as necessary for the sample to achieve stabilization.

Electrical measurements are measured using the listed equipment.

Disclaimers:

This report must not be used by the customer to claim product certification, approval or endorsement by NVLAP, NIST or any agency of Federal Government.

Report Prepared by : Keyur Patel

Test Report Released by:



Jeff Ahn
Engineering Manager

Test Report Reviewed by:



Steve Kang
Quality Assurance

**Attached are photometric data reports. Total number of pages: 10*



8165 E. Kaiser Blvd. Anaheim, CA 92808
www.lightlaboratory.com

Photometric Test Report

IES INDOOR REPORT
PHOTOMETRIC FILENAME : L081800702.IES

DESCRIPTION INFORMATION (From Photometric File)

IESNA:LM-63-2002
[TEST] L081800702
[TESTLAB] LIGHT LABORATORY, INC. (www.lightlaboratory.com)
[ISSUEDATE] 8/15/2018
[MANUFAC] Vode Lighting
[LUMCAT] 707-Z3-CC-Z-SO-359-U2D2-AL
[LUMINAIRE] ZipThree Suspended, 48", 3500K, 90 CRI, zipper board,
[MORE] symmetric lens with edgeglow up/soft diffuse lens down, standard output, clear anodized finish
[BALLASTCAT] MEAN WELL HLG-40H-36A(2 DRIVERS)
[OTHER] INDICATING THE CANDELA VALUES ARE ABSOLUTE AND
[MORE] SHOULD NOT BE FACTORED FOR DIFFERENT LAMP RATINGS.
[INPUT] 120VAC, 51.37W
[TEST PROCEDURE] IESNA:LM-79-08

CHARACTERISTICS

| | |
|---------------------------------|---------------------|
| Lumens Per Lamp | N.A. (absolute) |
| Total Lamp Lumens | N.A. (absolute) |
| Luminaire Lumens | 5810 |
| Total Luminaire Efficiency | N.A. |
| Luminaire Efficacy Rating (LER) | 113 |
| Total Luminaire Watts | 51.37 |
| Ballast Factor | 1.00 |
| CIE Type | General Diffuse |
| Spacing Criterion (0-180) | N.A. |
| Spacing Criterion (90-270) | N.A. |
| Spacing Criterion (Diagonal) | N.A. |
| Basic Luminous Shape | Rectangular w/Sides |
| Luminous Length (0-180) | 0.25 ft |
| Luminous Width (90-270) | 4.00 ft |
| Luminous Height | 0.02 ft |

LUMINANCE DATA (cd/sq.m)

| Angle In Degrees | Average 0-Deg | Average 45-Deg | Average 90-Deg |
|---------------------|------------------|-------------------|-------------------|
| 45 | 8562 | 8679 | 9110 |
| 55 | 8009 | 8167 | 8731 |
| 65 | 7233 | 7416 | 8157 |
| 75 | 6047 | 6210 | 7097 |
| 85 | 3674 | 3876 | 5369 |

**IES INDOOR REPORT
PHOTOMETRIC FILENAME : L081800702.IES**

CANDELA TABULATION

| | 0 | 5 | 10 | 15 | 20 | 25 | 30 | 35 | 40 | 45 |
|------------|----------|----------|-----------|-----------|-----------|-----------|-----------|-----------|-----------|-----------|
| 0 | 916 | 916 | 916 | 916 | 916 | 916 | 916 | 916 | 916 | 916 |
| 5 | 912 | 912 | 912 | 912 | 912 | 912 | 912 | 912 | 912 | 912 |
| 10 | 900 | 900 | 900 | 900 | 900 | 900 | 900 | 900 | 900 | 900 |
| 15 | 879 | 879 | 879 | 879 | 879 | 879 | 879 | 879 | 879 | 879 |
| 20 | 851 | 851 | 851 | 851 | 851 | 850 | 850 | 850 | 850 | 850 |
| 25 | 815 | 815 | 815 | 815 | 815 | 815 | 814 | 814 | 814 | 813 |
| 30 | 772 | 772 | 772 | 772 | 772 | 771 | 771 | 771 | 770 | 770 |
| 35 | 723 | 723 | 723 | 723 | 722 | 722 | 722 | 721 | 721 | 720 |
| 40 | 668 | 668 | 668 | 668 | 667 | 667 | 667 | 666 | 666 | 665 |
| 45 | 608 | 608 | 608 | 608 | 607 | 607 | 606 | 606 | 605 | 605 |
| 50 | 544 | 544 | 544 | 543 | 543 | 542 | 542 | 541 | 541 | 540 |
| 55 | 476 | 476 | 476 | 476 | 475 | 475 | 474 | 474 | 473 | 473 |
| 60 | 405 | 405 | 405 | 405 | 405 | 404 | 404 | 403 | 402 | 402 |
| 65 | 333 | 333 | 333 | 333 | 332 | 332 | 331 | 330 | 330 | 329 |
| 70 | 261 | 261 | 260 | 260 | 260 | 259 | 258 | 257 | 256 | 256 |
| 75 | 189 | 189 | 189 | 188 | 188 | 187 | 186 | 185 | 184 | 183 |
| 80 | 120 | 120 | 120 | 119 | 119 | 118 | 118 | 117 | 116 | 115 |
| 85 | 57 | 57 | 57 | 56 | 56 | 56 | 55 | 55 | 54 | 53 |
| 90 | 14 | 14 | 14 | 14 | 13 | 12 | 11 | 10 | 9 | 8 |
| 95 | 41 | 41 | 41 | 41 | 40 | 40 | 39 | 39 | 38 | 37 |
| 100 | 84 | 84 | 84 | 84 | 85 | 85 | 85 | 85 | 86 | 86 |
| 105 | 140 | 140 | 141 | 141 | 142 | 144 | 145 | 146 | 148 | 150 |
| 110 | 212 | 213 | 213 | 215 | 216 | 219 | 221 | 224 | 226 | 229 |
| 115 | 302 | 302 | 303 | 305 | 307 | 310 | 314 | 317 | 321 | 325 |
| 120 | 408 | 408 | 409 | 411 | 414 | 417 | 421 | 425 | 429 | 433 |
| 125 | 525 | 525 | 527 | 529 | 531 | 534 | 538 | 542 | 547 | 551 |
| 130 | 646 | 646 | 647 | 649 | 651 | 654 | 658 | 662 | 665 | 669 |
| 135 | 762 | 763 | 764 | 765 | 767 | 770 | 772 | 775 | 778 | 781 |
| 140 | 868 | 869 | 869 | 870 | 872 | 873 | 875 | 877 | 879 | 881 |
| 145 | 960 | 960 | 961 | 961 | 962 | 963 | 964 | 965 | 966 | 967 |
| 150 | 1035 | 1035 | 1035 | 1036 | 1036 | 1037 | 1037 | 1038 | 1038 | 1039 |
| 155 | 1096 | 1096 | 1096 | 1097 | 1097 | 1097 | 1097 | 1098 | 1098 | 1099 |
| 160 | 1145 | 1145 | 1145 | 1145 | 1145 | 1146 | 1146 | 1146 | 1146 | 1147 |
| 165 | 1182 | 1182 | 1182 | 1182 | 1182 | 1183 | 1183 | 1183 | 1183 | 1183 |
| 170 | 1208 | 1208 | 1208 | 1208 | 1208 | 1208 | 1208 | 1208 | 1208 | 1208 |
| 175 | 1223 | 1223 | 1223 | 1223 | 1223 | 1223 | 1223 | 1223 | 1223 | 1223 |
| 180 | 1228 | 1228 | 1228 | 1228 | 1228 | 1228 | 1228 | 1228 | 1228 | 1228 |

Vert. Horizontal Angles

| | 50 | 55 | 60 | 65 | 70 | 75 | 80 | 85 | 90 |
|-----------|-----------|-----------|-----------|-----------|-----------|-----------|-----------|-----------|-----------|
| 0 | 916 | 916 | 916 | 916 | 916 | 916 | 916 | 916 | 916 |
| 5 | 912 | 912 | 912 | 912 | 912 | 912 | 912 | 912 | 912 |
| 10 | 900 | 900 | 900 | 900 | 899 | 899 | 899 | 899 | 899 |
| 15 | 879 | 878 | 878 | 878 | 878 | 878 | 878 | 878 | 878 |
| 20 | 850 | 849 | 849 | 849 | 849 | 849 | 849 | 849 | 849 |
| 25 | 813 | 813 | 813 | 812 | 812 | 812 | 812 | 812 | 812 |
| 30 | 770 | 769 | 769 | 769 | 768 | 768 | 768 | 768 | 768 |
| 35 | 720 | 720 | 719 | 719 | 718 | 718 | 718 | 718 | 718 |
| 40 | 665 | 664 | 664 | 663 | 663 | 663 | 663 | 662 | 662 |
| 45 | 604 | 604 | 603 | 603 | 603 | 602 | 602 | 602 | 602 |
| 50 | 540 | 539 | 539 | 538 | 538 | 538 | 537 | 537 | 537 |
| 55 | 472 | 471 | 471 | 470 | 470 | 470 | 469 | 469 | 469 |
| 60 | 401 | 400 | 399 | 399 | 398 | 398 | 398 | 397 | 397 |

**IES INDOOR REPORT
PHOTOMETRIC FILENAME : L081800702.IES**

CANDELA TABULATION - (Cont.)

| | | | | | | | | | |
|------------|------|------|------|------|------|------|------|------|------|
| 65 | 328 | 327 | 326 | 325 | 325 | 324 | 324 | 323 | 324 |
| 70 | 254 | 253 | 252 | 251 | 250 | 249 | 249 | 248 | 248 |
| 75 | 182 | 181 | 179 | 178 | 177 | 175 | 175 | 174 | 174 |
| 80 | 113 | 112 | 111 | 109 | 108 | 106 | 105 | 105 | 104 |
| 85 | 52 | 52 | 51 | 50 | 49 | 48 | 47 | 46 | 46 |
| 90 | 7 | 6 | 5 | 4 | 3 | 3 | 2 | 1 | 1 |
| 95 | 37 | 36 | 35 | 34 | 34 | 33 | 32 | 32 | 31 |
| 100 | 86 | 86 | 87 | 87 | 86 | 86 | 86 | 85 | 85 |
| 105 | 151 | 153 | 154 | 155 | 155 | 156 | 156 | 156 | 156 |
| 110 | 232 | 235 | 237 | 239 | 240 | 241 | 241 | 242 | 241 |
| 115 | 328 | 332 | 335 | 337 | 339 | 341 | 341 | 342 | 342 |
| 120 | 438 | 442 | 445 | 448 | 451 | 452 | 453 | 454 | 454 |
| 125 | 555 | 559 | 563 | 565 | 568 | 569 | 570 | 571 | 571 |
| 130 | 673 | 676 | 679 | 681 | 683 | 684 | 685 | 686 | 686 |
| 135 | 784 | 786 | 788 | 790 | 791 | 792 | 793 | 793 | 794 |
| 140 | 882 | 884 | 885 | 887 | 887 | 888 | 889 | 889 | 889 |
| 145 | 968 | 969 | 970 | 971 | 971 | 972 | 972 | 973 | 973 |
| 150 | 1040 | 1041 | 1041 | 1042 | 1042 | 1042 | 1043 | 1043 | 1043 |
| 155 | 1099 | 1100 | 1100 | 1100 | 1101 | 1101 | 1101 | 1101 | 1101 |
| 160 | 1147 | 1147 | 1147 | 1147 | 1148 | 1148 | 1148 | 1148 | 1148 |
| 165 | 1183 | 1183 | 1183 | 1183 | 1183 | 1183 | 1184 | 1184 | 1184 |
| 170 | 1208 | 1208 | 1208 | 1208 | 1208 | 1209 | 1208 | 1208 | 1209 |
| 175 | 1223 | 1223 | 1223 | 1223 | 1223 | 1223 | 1223 | 1223 | 1223 |
| 180 | 1228 | 1228 | 1228 | 1228 | 1228 | 1228 | 1228 | 1228 | 1228 |

IES INDOOR REPORT
PHOTOMETRIC FILENAME : L081800702.IES

ZONAL LUMEN SUMMARY

| Zone | Lumens | %Lamp | %Fixt |
|---------|---------|-------|--------|
| 0-20 | 334.60 | N.A. | 5.80 |
| 0-30 | 709.44 | N.A. | 12.20 |
| 0-40 | 1160.1 | N.A. | 20.00 |
| 0-60 | 2048.96 | N.A. | 35.30 |
| 0-80 | 2567.55 | N.A. | 44.20 |
| 0-90 | 2629.23 | N.A. | 45.30 |
| 10-90 | 2542.57 | N.A. | 43.80 |
| 20-40 | 825.50 | N.A. | 14.20 |
| 20-50 | 1292.08 | N.A. | 22.20 |
| 40-70 | 1214.04 | N.A. | 20.90 |
| 60-80 | 518.59 | N.A. | 8.90 |
| 70-80 | 193.42 | N.A. | 3.30 |
| 80-90 | 61.68 | N.A. | 1.10 |
| 90-110 | 206.86 | N.A. | 3.60 |
| 90-120 | 530.26 | N.A. | 9.10 |
| 90-130 | 1021.82 | N.A. | 17.60 |
| 90-150 | 2224.83 | N.A. | 38.30 |
| 90-180 | 3180.93 | N.A. | 54.70 |
| 110-180 | 2974.07 | N.A. | 51.20 |
| 0-180 | 5810.17 | N.A. | 100.00 |

Total Luminaire Efficiency = N.A.%

ZONAL LUMEN SUMMARY

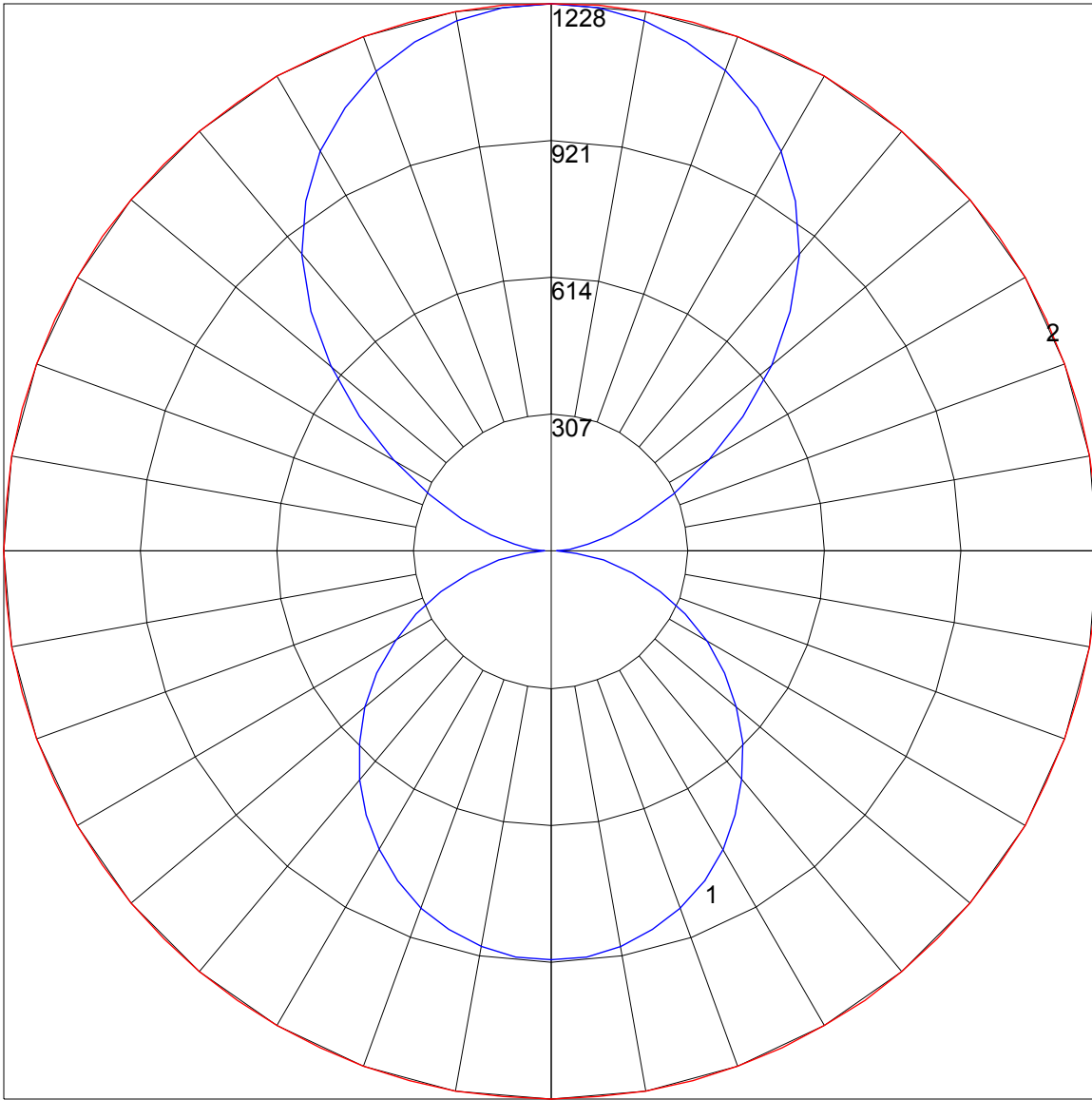
| Zone | Lumens |
|---------|--------|
| 0-10 | 86.67 |
| 10-20 | 247.94 |
| 20-30 | 374.84 |
| 30-40 | 450.66 |
| 40-50 | 466.59 |
| 50-60 | 422.28 |
| 60-70 | 325.18 |
| 70-80 | 193.42 |
| 80-90 | 61.68 |
| 90-100 | 45.55 |
| 100-110 | 161.32 |
| 110-120 | 323.40 |
| 120-130 | 491.56 |
| 130-140 | 599.57 |
| 140-150 | 603.44 |
| 150-160 | 506.02 |
| 160-170 | 333.81 |
| 170-180 | 116.27 |

COEFFICIENTS OF UTILIZATION - ZONAL CAVITY METHOD

Effective Floor Cavity Reflectance 0.20

| RC | 80 | | | | 70 | | | | 50 | | | 30 | | | 10 | | | 0 |
|----|-----|-----|-----|-----|----|----|----|----|----|----|----|----|----|----|----|----|----|----|
| RW | 70 | 50 | 30 | 10 | 70 | 50 | 30 | 10 | 50 | 30 | 10 | 50 | 30 | 10 | 50 | 30 | 10 | 0 |
| 0 | 106 | 106 | 106 | 106 | 97 | 97 | 97 | 97 | 81 | 81 | 81 | 66 | 66 | 66 | 52 | 52 | 52 | 45 |
| 1 | 96 | 92 | 88 | 85 | 88 | 85 | 81 | 78 | 70 | 68 | 66 | 57 | 56 | 54 | 45 | 44 | 43 | 38 |
| 2 | 88 | 80 | 74 | 69 | 80 | 74 | 68 | 64 | 61 | 57 | 54 | 50 | 47 | 45 | 40 | 38 | 36 | 31 |
| 3 | 80 | 70 | 63 | 57 | 73 | 65 | 58 | 53 | 54 | 49 | 45 | 44 | 41 | 38 | 35 | 33 | 31 | 26 |
| 4 | 73 | 62 | 54 | 48 | 67 | 57 | 50 | 45 | 48 | 43 | 38 | 39 | 35 | 32 | 31 | 28 | 26 | 22 |
| 5 | 67 | 55 | 47 | 41 | 61 | 51 | 44 | 38 | 43 | 37 | 33 | 35 | 31 | 28 | 28 | 25 | 23 | 19 |
| 6 | 62 | 49 | 41 | 35 | 56 | 46 | 38 | 33 | 38 | 33 | 29 | 32 | 27 | 24 | 25 | 22 | 20 | 17 |
| 7 | 57 | 45 | 37 | 31 | 52 | 41 | 34 | 29 | 35 | 29 | 25 | 29 | 24 | 21 | 23 | 20 | 18 | 15 |
| 8 | 53 | 40 | 33 | 27 | 48 | 37 | 30 | 26 | 32 | 26 | 22 | 26 | 22 | 19 | 21 | 18 | 16 | 13 |
| 9 | 49 | 37 | 29 | 24 | 45 | 34 | 27 | 23 | 29 | 24 | 20 | 24 | 20 | 17 | 19 | 16 | 14 | 12 |
| 10 | 46 | 34 | 26 | 22 | 42 | 31 | 25 | 20 | 27 | 21 | 18 | 22 | 18 | 15 | 18 | 15 | 13 | 11 |

POLAR GRAPH



Maximum Candela = 1228 Located At Horizontal Angle = 0, Vertical Angle = 180
1 - Vertical Plane Through Horizontal Angles (0 - 180) (Through Max. Cd.)
2 - Horizontal Cone Through Vertical Angle (180) (Through Max. Cd.)