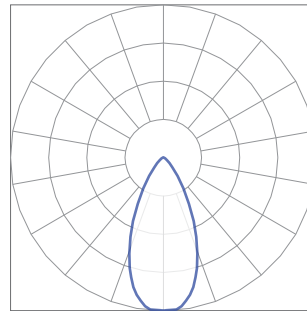



# BoxRail® | 107

107-BX-X-4-48-X-X-X-X-X-Z-HO-35-S2-X-AL / WH-X

The performance data in black text is confirmed through third party testing (see the following Light Laboratory report for details). The performance data in grey text is calculated by Vode, for reference only.

Technical Support: (707) 996-9898



## Details

Rail Type / Length	BoxRail, 48"
LED Type	Zipper Board
Lumen Output	High Output
Color Temperature	3500K, 80+ CRI
Optics	60° White Symmetric Lens

## Performance Summary

	2700K	3000K	3500K	4000K
Color Temperature	2700K	3000K	3500K	4000K
Efficacy - Lumens per Watt	59	61	63	64
Total Lumens, 4' rail (1219mm)	2903	2995	3056	3117
Lumens per foot (305mm)	726	749	764	779
Input Power (W), 4' rail (1219mm)	49.2	49.2	49.2	49.2
Watts per foot (305mm)	12.4	12.4	12.4	12.4
CRI	-	-	85	-

© 2017 Vode Lighting LLC. All rights reserved. The Vode logo and Vode, are either registered trademarks or trademarks of Vode Lighting LLC in the United States and/or other countries. All other brand or product names are trademarks or registered trademarks of their respective owners. No part of the above drawing, design, arrangements or ideas thereon shall be duplicated or used for any purpose whatsoever without the express permission of Vode Lighting LLC. Due to ongoing innovation, specifications may change without notice.



**IES INDOOR REPORT**  
**PHOTOMETRIC FILENAME : VODE\_107\_BX\_HO\_35\_S2.IES**

**DESCRIPTION INFORMATION (From Photometric File)**

IESNA:LM-63-2002  
[TEST] L071704209 (SOURCE REPORT FOR REFERENCE)  
[TESTLAB] REPORT BASED ON DATA PRODUCED BY NVLAP ACCREDITED LAB  
[ISSUEDATE] 11/1/2017  
[MANUFAC] Vode Lighting  
[LUMCAT] 107-BX-48-Z-HO-35-S2-AL/WH  
[LUMINAIRE] BoxRail LED, 48", 3500K, 80 CRI, zipper board,  
[MORE] 60° white symmetric lens, high output  
[TEST PROCEDURE] IESNA:LM-79-08

**CHARACTERISTICS**

Lumens Per Lamp	N.A. (absolute)
Total Lamp Lumens	N.A. (absolute)
Luminaire Lumens	3059
Total Luminaire Efficiency	N.A.
Luminaire Efficacy Rating (LER)	62
Total Luminaire Watts	49.22
Ballast Factor	1.00
CIE Type	Direct
Spacing Criterion (0-180)	0.84
Spacing Criterion (90-270)	1.16
Spacing Criterion (Diagonal)	1.00
Basic Luminous Shape	Rectangular
Luminous Length (0-180)	0.02 ft
Luminous Width (90-270)	3.85 ft
Luminous Height	0.00 ft

**LUMINANCE DATA (cd/sq.m)**

Angle In Degrees	Average 0-Deg	Average 45-Deg	Average 90-Deg
45	51550	99545	187091
55	37254	61907	129841
65	31972	43869	89969
75	29139	35209	63134
85	0	14422	36054

**IES INDOOR REPORT**  
**PHOTOMETRIC FILENAME : VODE\_107\_BX\_HO\_35\_S2.IES**

**CANDELA TABULATION**

	<b>0</b>	<b>5</b>	<b>10</b>	<b>15</b>	<b>20</b>	<b>25</b>	<b>30</b>	<b>35</b>	<b>40</b>	<b>45</b>
<b>0</b>	2160.00	2160.00	2160.00	2160.00	2160.00	2160.00	2160.00	2160.00	2160.00	2160.00
<b>5</b>	2139.75	2142.00	2133.00	2133.00	2133.00	2135.25	2137.50	2139.75	2142.00	2144.25
<b>10</b>	2036.25	2045.25	2031.75	2029.50	2034.00	2040.75	2049.75	2058.75	2065.50	2074.50
<b>15</b>	1836.00	1858.50	1840.50	1842.75	1856.25	1872.00	1890.00	1910.25	1930.50	1953.00
<b>20</b>	1527.75	1572.75	1559.25	1577.25	1599.75	1629.00	1660.50	1696.50	1734.75	1770.75
<b>25</b>	1210.50	1251.00	1242.00	1257.75	1287.00	1327.50	1372.50	1424.25	1480.50	1539.00
<b>30</b>	839.25	909.00	909.00	931.50	965.25	1010.25	1064.25	1125.00	1192.50	1264.50
<b>35</b>	580.50	625.50	630.00	648.00	679.50	720.00	769.50	832.50	904.50	981.00
<b>40</b>	380.25	416.25	418.50	434.25	459.00	490.50	531.00	585.00	648.00	717.75
<b>45</b>	261.00	283.50	288.00	299.25	315.00	337.50	366.75	405.00	450.00	504.00
<b>50</b>	198.00	209.25	211.50	216.00	227.25	240.75	258.75	283.50	315.00	353.25
<b>55</b>	153.00	159.75	162.00	164.25	171.00	180.00	191.25	207.00	227.25	254.25
<b>60</b>	121.50	126.00	128.25	130.50	132.75	139.50	146.25	155.25	166.50	182.25
<b>65</b>	96.75	99.00	101.25	101.25	103.50	108.00	110.25	117.00	123.75	132.75
<b>70</b>	76.50	76.50	76.50	78.75	78.75	81.00	83.25	85.50	90.00	94.50
<b>75</b>	54.00	54.00	54.00	56.25	56.25	56.25	58.50	60.75	60.75	65.25
<b>80</b>	33.75	33.75	33.75	33.75	33.75	33.75	36.00	36.00	36.00	38.25
<b>85</b>	0.00	0.00	0.00	0.00	2.25	2.25	2.25	4.50	6.75	9.00
<b>90</b>	0.00	0.00	0.00	0.00	0.00	0.00	0.00	0.00	0.00	0.00

**Vert. Horizontal Angles**

	<b>50</b>	<b>55</b>	<b>60</b>	<b>65</b>	<b>70</b>	<b>75</b>	<b>80</b>	<b>85</b>	<b>90</b>
<b>0</b>	2160.00	2160.00	2160.00	2160.00	2160.00	2160.00	2160.00	2160.00	2160.00
<b>5</b>	2146.50	2146.50	2148.75	2151.00	2153.25	2155.50	2155.50	2155.50	2155.50
<b>10</b>	2083.50	2092.50	2099.25	2106.00	2112.75	2119.50	2124.00	2124.00	2124.00
<b>15</b>	1973.25	1991.25	2009.25	2025.00	2038.50	2047.50	2056.50	2061.00	2063.25
<b>20</b>	1809.00	1842.75	1874.25	1905.75	1926.00	1946.25	1959.75	1966.50	1968.75
<b>25</b>	1595.25	1649.25	1698.75	1741.50	1775.25	1802.25	1822.50	1833.75	1836.00
<b>30</b>	1338.75	1410.75	1476.00	1536.75	1581.75	1615.50	1642.50	1653.75	1658.25
<b>35</b>	1066.50	1149.75	1226.25	1298.25	1352.25	1390.50	1422.00	1437.75	1442.25
<b>40</b>	798.75	882.00	963.00	1039.50	1098.00	1143.00	1176.75	1190.25	1194.75
<b>45</b>	573.75	645.75	720.00	792.00	848.25	893.25	922.50	940.50	947.25
<b>50</b>	402.75	459.00	517.50	578.25	630.00	663.75	699.75	715.50	720.00
<b>55</b>	283.50	321.75	366.75	409.50	452.25	488.25	513.00	528.75	533.25
<b>60</b>	202.50	227.25	256.50	288.00	319.50	346.50	369.00	380.25	384.75
<b>65</b>	146.25	162.00	180.00	202.50	222.75	240.75	258.75	270.00	272.25
<b>70</b>	103.50	112.50	123.75	137.25	150.75	162.00	173.25	182.25	184.50
<b>75</b>	69.75	74.25	81.00	87.75	96.75	103.50	108.00	114.75	117.00
<b>80</b>	40.50	42.75	45.00	49.50	54.00	56.25	58.50	60.75	63.00
<b>85</b>	13.50	15.75	18.00	20.25	20.25	22.50	22.50	22.50	22.50
<b>90</b>	0.00	0.00	0.00	0.00	0.00	0.00	0.00	0.00	0.00

**IES INDOOR REPORT**  
**PHOTOMETRIC FILENAME : VODE\_107\_BX\_HO\_35\_S2.IES**

**ZONAL LUMEN SUMMARY**

Zone	Lumens	%Lamp	%Fixt
0-20	747.53	N.A.	24.40
0-30	1448.69	N.A.	47.40
0-40	2080.18	N.A.	68.00
0-60	2800.41	N.A.	91.50
0-80	3041.42	N.A.	99.40
0-90	3058.92	N.A.	100.00
10-90	2856.48	N.A.	93.40
20-40	1332.66	N.A.	43.60
20-50	1777.11	N.A.	58.10
40-70	880.97	N.A.	28.80
60-80	241.01	N.A.	7.90
70-80	80.27	N.A.	2.60
80-90	17.50	N.A.	0.60
90-110	0.00	N.A.	0.00
90-120	0.00	N.A.	0.00
90-130	0.00	N.A.	0.00
90-150	0.00	N.A.	0.00
90-180	0.00	N.A.	0.00
110-180	0.00	N.A.	0.00
0-180	3058.92	N.A.	100.00

Total Luminaire Efficiency = N.A.%

**ZONAL LUMEN SUMMARY**

Zone	Lumens
0-10	202.44
10-20	545.08
20-30	701.16
30-40	631.50
40-50	444.46
50-60	275.77
60-70	160.74
70-80	80.27
80-90	17.50
90-100	0.00
100-110	0.00
110-120	0.00
120-130	0.00
130-140	0.00
140-150	0.00
150-160	0.00
160-170	0.00
170-180	0.00

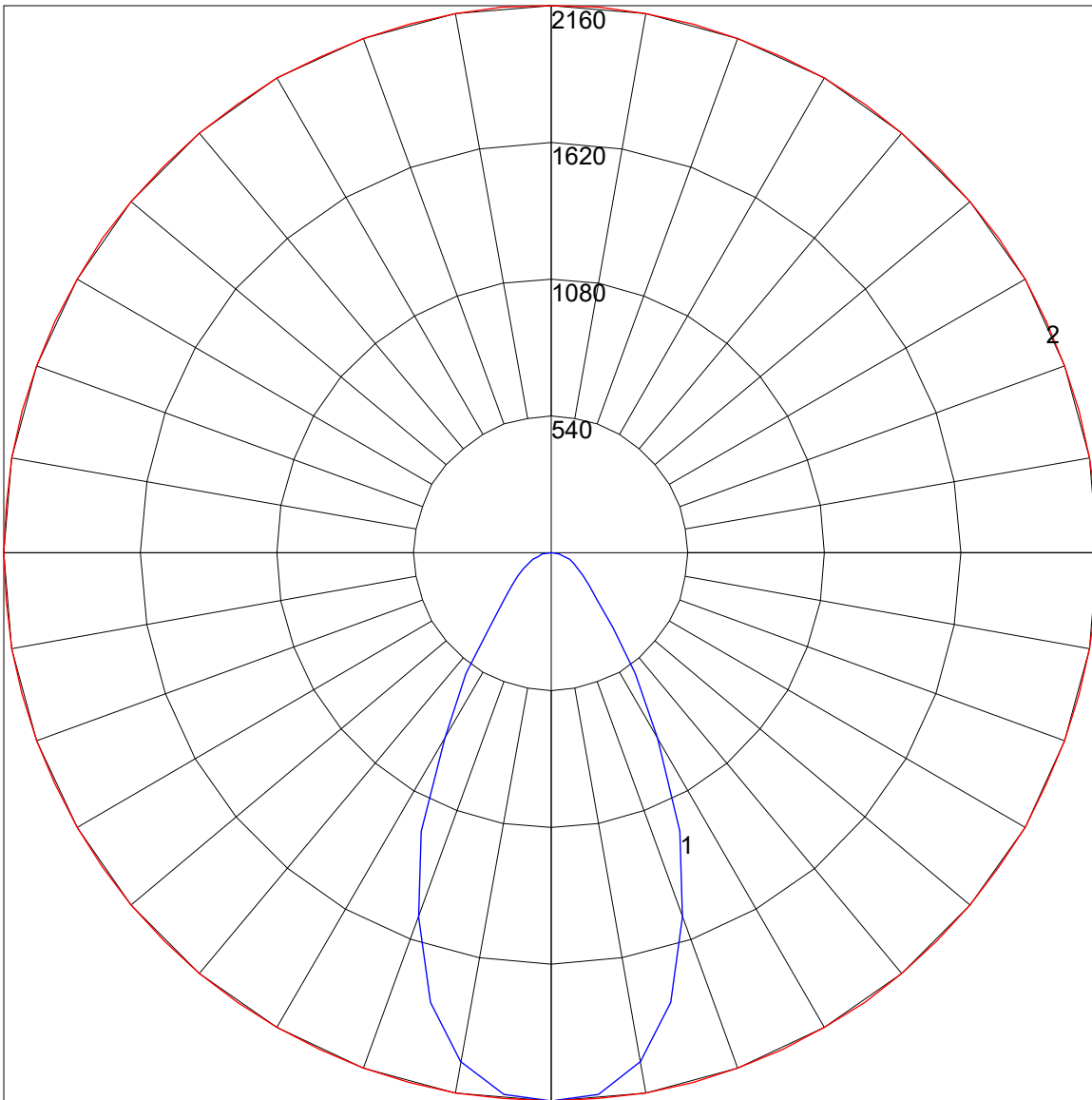
**IES INDOOR REPORT**  
**PHOTOMETRIC FILENAME : VODE\_107\_BX\_HO\_35\_S2.IES**

**COEFFICIENTS OF UTILIZATION - ZONAL CAVITY METHOD**

Effective Floor Cavity Reflectance 0.20

RC	80				70				50			30			10			0
RW	70	50	30	10	70	50	30	10	50	30	10	50	30	10	50	30	10	0
0	119	119	119	119	116	116	116	116	111	111	111	106	106	106	102	102	102	100
1	111	108	104	102	109	106	103	100	101	99	97	98	96	94	94	93	91	89
2	104	97	92	88	101	96	91	86	92	88	85	89	86	83	86	83	81	79
3	97	88	82	77	94	87	81	76	84	79	75	81	77	73	79	75	72	70
4	90	80	73	68	88	79	73	67	77	71	67	75	70	66	73	68	65	63
5	84	74	66	61	82	73	66	60	71	65	60	69	63	59	67	62	59	57
6	79	68	60	55	77	67	60	55	65	59	54	64	58	54	62	57	53	52
7	74	63	55	50	72	62	55	50	60	54	49	59	53	49	58	53	49	47
8	70	58	51	46	68	57	50	46	56	50	45	55	49	45	54	49	45	43
9	66	54	47	42	64	53	47	42	52	46	42	51	46	42	51	45	42	40
10	62	51	44	39	61	50	43	39	49	43	39	48	43	39	47	42	39	37

POLAR GRAPH



Maximum Candela = 2160 Located At Horizontal Angle = 0, Vertical Angle = 0  
# 1 - Vertical Plane Through Horizontal Angles (0 - 180) (Through Max. Cd.)  
# 2 - Horizontal Cone Through Vertical Angle (0) (Through Max. Cd.)