



Spec Guide

ZipTwo | Micro 3508 | Ceiling Cable | 707



Direct lighting for open office, wall wash and grazing applications.



Micro 3508, 120° Symmetric, white

Benefits & Features

Micro Profile, Robust Design

Flat profile. 1.38 in x 0.31 in.

Superior Light Quality & Performance

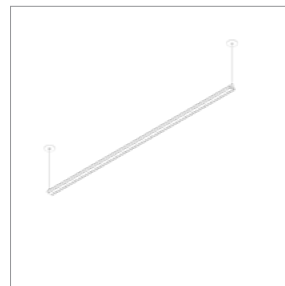
Output up to 1583 lm/ft (HO), 134 lm/W (HO). 90 CRI static, 90 CRI RGBW, & 90 CRI tunable white 2200K - 5000K. Custom ranges available upon request.

Adaptive Power Body

Full range dimming power for all protocols. Integral or remote power available. Remote power available up to 100 ft away.

Better Optics & Beam Control

Options of Diffuse, 120°, 60°, 40° and 85° (asymmetric) lens for general illumination, grazing or wall wash. Excellent glare control with optical film and MicroBaffle™.



Small Round Canopy



Integral Power

Build Your Specification

707-Z2	S			CC	»
--------	---	--	--	----	---

System & Rail Type	System Type	System Length	Rail Length	Mounting	Arm/Cord Length
707-Z2 ZipTwo	S Suspended	Specify overall system length in ft/in or M/mm. <i>Corner and Shapes Available See Guide for details.</i>	24 24" (610mm) 36 36" (914mm) 48 48" (1219mm) 60 60" (1524mm) 72 72" (1829mm) 96 96" (2438mm) 108 108" (2743 mm) 120 120" (3048 mm) 132 132" (3352 mm) 144 144" (3658 mm) ZZ Other rail length or layout (please specify) <i>See Rail Length Chart for more details.</i>	CC Ceiling Cable	48 48" cord (1219mm) 96 96" cord (2438mm) ZZ Other (please specify)

▲ Custom lengths may result in light gaps on the fixture. See Rail Length Chart for more details.

»			»
---	--	--	---

Power Location	Power Type	Voltage	Emergency Power
Integral Power	Flexible 1 to 1 Power	1 120V	0 No Emergency Power
IP Integral Power	AE 0-10V, 1.0% Dimming	2 120V - 277V	ZZ Emergency Power (specify requirements)
Remote Power	AT 0-10V, 0.1% Dimming	X Not Yet Specified	
Specify mounting and harness length code example: 2R25, 2R50 ...etc.	AD DALI, 0.1% Dimming		
Mounting Option	AX DMX, 100-0% Dimming		
2R Small Round Canopy	AH Hi-lume 1% EcoSystem, Soft On / Fade to Black Technology, LDE ¹		
4R Large Round Canopy	AH2 ELV 1% 2-wire (Forward and Reverse Phase)		
Wire Harness	Optimized Power		
10 10' (3.048m) Wire Harness	Add 'O' to power type example: AEO, ATO...etc. ¹		
25 25' (7.62m) Wire Harness	VodeNODE		
50 50' (15.24m) Wire Harness	Add 'N' to power type for Flexible 1 to 1 Power		
75 75' (22.86m) Wire Harness	Add 'ON' to power type for Optimized Power example: AEN, ATN, AEON, ADON...etc. ²		
100 100' (30.48m) Wire Harness	ZZ Other (please specify)		
	<i>See Power Guide for driver features & limitations.</i>		

»	Z			
---	---	--	--	--

LED Type	Lumen Output	90+ CRI	Optics	Sensors ⁴
Z Zipper Board	LO Low Output	27 2700K	A1 Micro 3508, 85° Asymmetric	0 None
	SO Standard Output	30 3000K	S1 Micro 3508, 40° Symmetric	ENC Canopy with integrated Enlighted Micro Sensor
	HO High Output	35 3500K	S2 Micro 3508, 60° Symmetric	WSC Canopy with integrated Legrand Wattstopper sensor
	ZZ Other (please specify)	40 4000K	S3 Micro 3508, 120° Symmetric	LAC Canopy with integrated Lutron Athena sensor
	<i>See IES Files page for details. See Power Guide for driver features & limitations.</i>	ZZ Tunable White Available	D3 Micro 3508, High Lumen ³	ZZ Other (please specify)
		<i>See Guide for details.</i>	D4 Micro 3508, High Lumen with MicroBaffle ³	

NOTES & LIMITATIONS

- ¹ Optimized Power is not available with Hi-lume 1% EcoSystem (AHO) Power Type.
 - ² VodeNODE enclosure is not available with ELV 1% 2-wire (AH2) Power Type.
 - ³ High Lumen (D3) and High Lumen with MicroBaffle (D4) are only available in White Finish (WH).
 - ⁴ Sensors, drivers and control units that are integrated into Vode fixtures are discrete components that communicate with network lighting controls. For more information about each network lighting control system, visit the manufacturer's website for additional system information and technical data sheets.
- For general information about network lighting controls, consult the DesignLights Consortium® (DLC) [Networked Lighting Control Qualified Product List](#).

»	
---	--

Finish	Options
WH White	0 None
BL Black	9 9' 18/3 Cord and Plug
	CP Chicago Plenum
	LLLC Luminaire Level Lighting Controls

Standard 5 Year Limited Warranty. See details [here](#). Contact factory for options on Limited Warranties up to 20 years.

Listed to UL standards for damp location by a Nationally Recognized Testing Laboratory (NRTL) recognized by OSHA. Certain limitations exist for each Certification. Contact factory for verification.



Applications

General Interior and Open Office



Micro 3508, 120° Symmetric




Micro 3508, 120° Symmetric

Declare Label

All Vode Lighting linear light fixtures proudly carry the Red List Approved designation.

See [International Living Future Institute](https://www.living-future.org/declare) website for details.



Vode Adaptive Architectural Lighting Systems

Vode Lighting LLC

Final Assembly: Sonoma, California, US
Life Expectancy: 10+ Year(s)
End of Life Options: Recyclable (100%)

Ingredients:

Anodized Aluminum (6063-T5 Alloy); Steel; Small Electrical Component (RoHS)¹; Copper; **Fluorinated Ethylene Propylene (masterbatch)**²; Polymethyl methacrylate (PMMA); Stainless Steel; Polyoxymethylene Copolymer (POM); Styrene-butadiene polymer, hydrogenated; Poly(methyl methacrylate/butyl acrylate/styrene) (PMMA/BA/S); Styrene/butadiene copolymer; Distillates; Polypropylene; Calcium carbonate; Polycarbonate; EVA Copolymer; Methyl methacrylate (MMA); Polyphenylene Oxide; Brass; Tin, Organic

¹LBC Temp Exception RL-002 - Small Electrical Components
²LBC Temp Exception RL-023 - Wire Sheathing Subject to NFPA 90A, NFPA 262, UL® 910

Living Building Challenge Criteria: Compliant


I-13 Red List:

<input type="checkbox"/> LBC Red List Free	% Disclosed: 100% at 100ppm
<input checked="" type="checkbox"/> LBC Red List Approved	VOC Content: Not Applicable
<input type="checkbox"/> Declared	

I-10 Interior Performance: Not Applicable
I-14 Responsible Sourcing: Not Applicable

VDE-0001
 EXP. 01 JAN 2025
 Original Issue Date: 2018

MANUFACTURER RESPONSIBLE FOR LABEL ACCURACY
 INTERNATIONAL LIVING FUTURE INSTITUTE™ living-future.org/declare



Structure

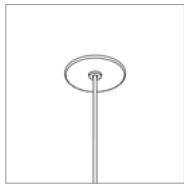
Rail Lengths	24" (610mm) - 144" (3658mm). Modified lengths available. See Rail Length Chart for more details.
Rail Dimensions	1.38" (35mm) x 1.0" (25mm) x length.
Construction	Extruded and machined 6063 aluminum.
Mounting	Ceiling mount to jbox or driver housing.
Cable Length	48" (1220mm) and 96" (2438mm) available. Field adjustable. Non-standard cable lengths available.
System Run Length	24" (610mm) minimum. Unlimited maximum.
Operating Temperature	32°F to 104°F (0°C to 40°C).
Humidity	0-85%, non-condensing.
System Weight	0.25 lbs per foot (0.11 kg per 305mm) Power supply and housing not included.

Materials

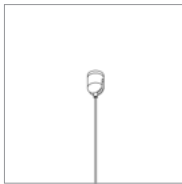
LED Board Construction	Aluminum core PCB, black LCP connectors, RoHS compliant.
Lens	High-impact extruded acrylic glass (PMMA).
Suspension Cable	Ø4mm, 22/4 AWG, TPE jacket, FEP-insulated, Red List Approved.
Power Cable	Ø3mm, 33/2 AWG, Plenum (CMP) rated semi-rigid PVC or FEP, flame tested UL-910, Red List Approved.
Cable Connectors	Unfilled black nylon, rated UL 94 V-0, halogen free, PVC or FEP overmold, RoHS compliant, Red List Approved.
Remote Linear Power Housing	20.7" x 2.375" x 2.53", 0.054" formed Galvanized Steel.
Remote Brick Power Housing	4.32" x 3.37" x .078" Galvanized Steel mounting plate.
Integral Power Housing	extruded and machined 6063 aluminum.
Center Cable Suspension	3/64" aircraft cable.

Mounting Options

Remote Power

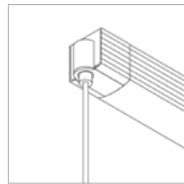


Small Round Canopy
Ø2.5" (51mm)

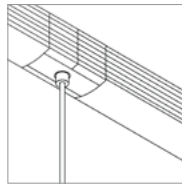


Center Support Cable
108" - 144" Rails Only
Center Support Cable for mounting to T-Bar tile available.

Integral Power (24"-72")

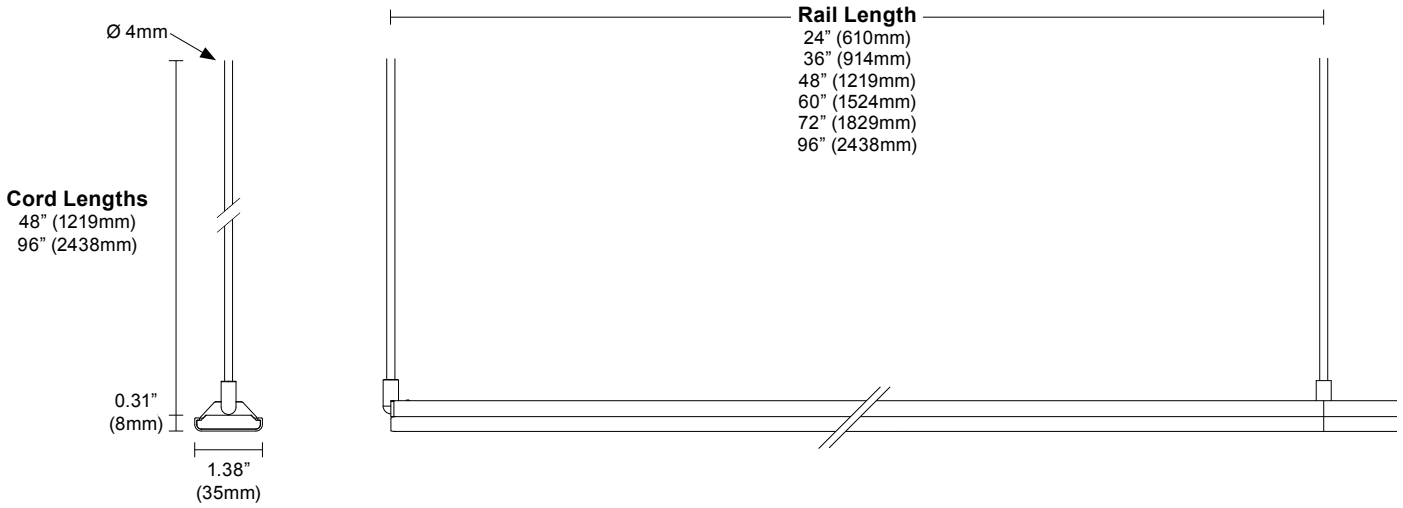


Integral Power (end)
h 1.8" (46mm)
w 1.7" (43mm)

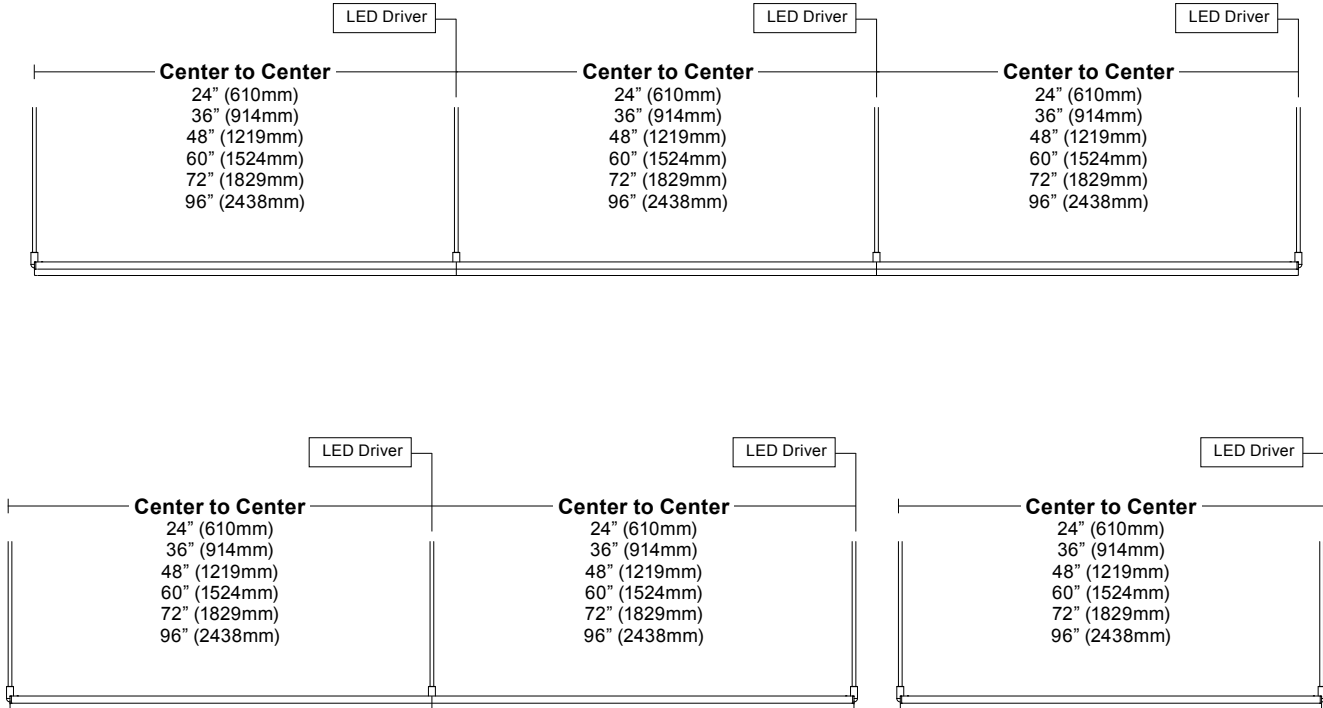


Integral Power (joint)

Dimensions

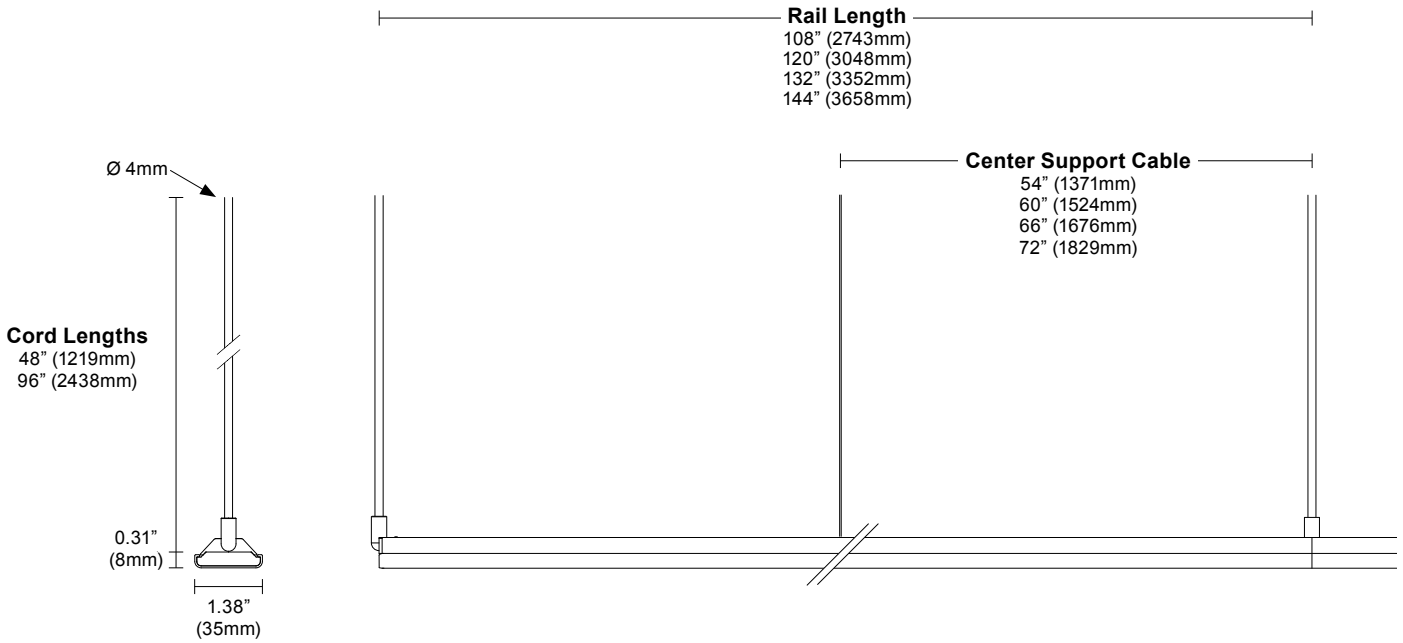


Layout

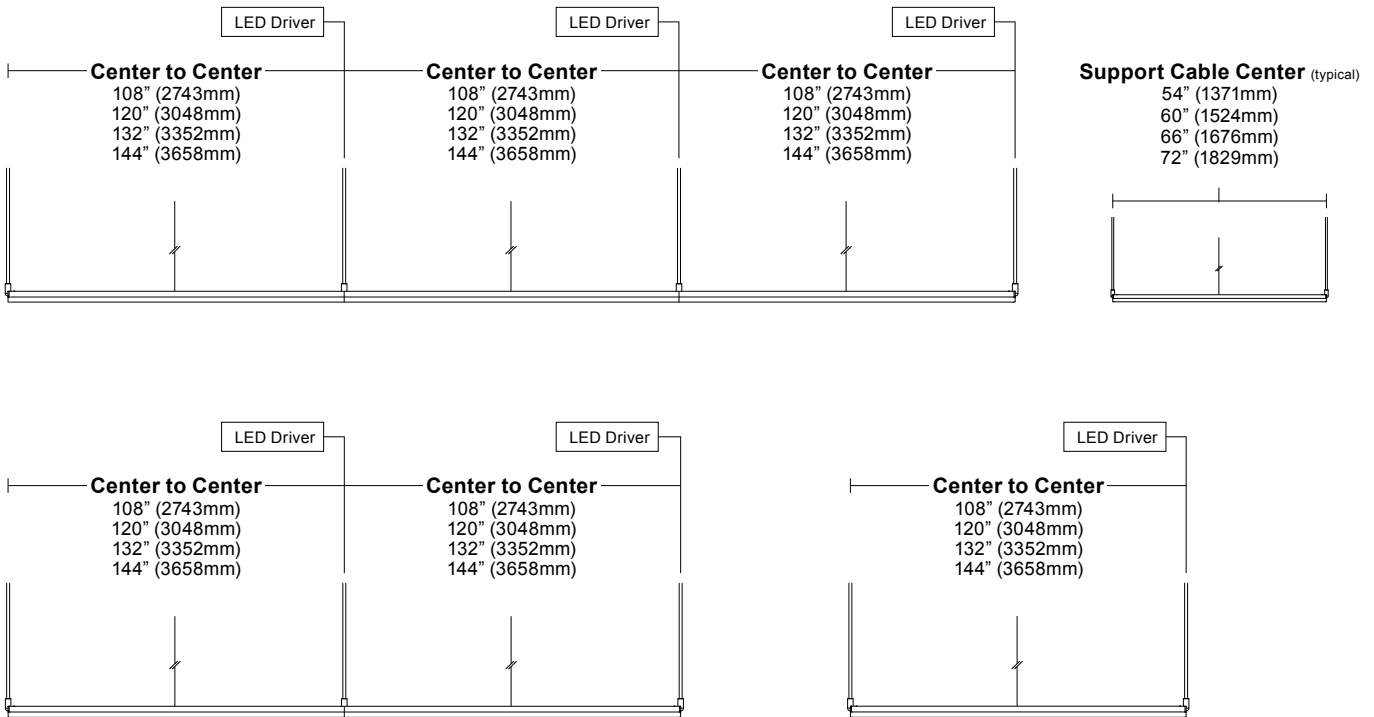


Corner and Shapes Available (Square, Rectangle, L-Shape, U-Shape, ZigZag) [See Guide](#) for details.

Dimensions



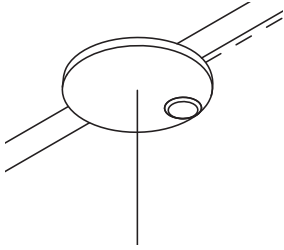
Layout



Corner and Shapes Available (Square, Rectangle, L-Shape, U-Shape, ZigZag) [See Guide](#) for details.

vodeCONNECT Sensors

Canopy with integrated sensor




Sensor partners



Integrated canopy sensor layout ¹

1 sensor per fixture. See [vodeCONNECT brochure](#) for more details.

NOTES: 1. Available with Large Round Canopy only.



Compatible sensors



Lutron Athena



Legrand Wattstopper



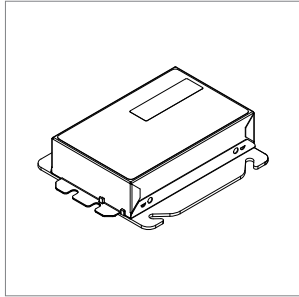
Enlighted Micro Sensor

Power and Controls

Power Type	Class 2 (<60V output) constant current driver.
Dimming Controls	Dimming (0.1%, 1%), 0-10V, DALI, DMX, Hi-lume 1% are available. See Power Guide for details.
Input Voltage	120V - 277V, 50/60hz.
Power Location	Remote power. Maximum remote distance up to 100' (30.5m) depending on driver selection. See Power Guide for details.

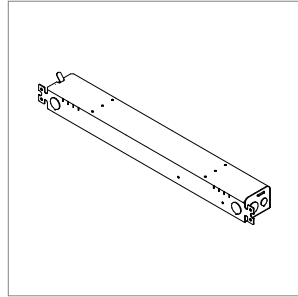
Remote power is locating the power supply away from the fixture. Remote power comes in two housing styles: brick style and linear style. Consult [Power Guide](#) to determine which type you will receive.

Remote Brick Power Housing



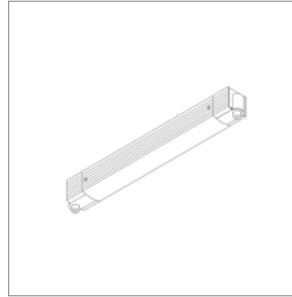
Supplied for some remote power applications. One remote power supply housing is supplied for each rail. Provided driver mounting plate fits standard 4" metal, square J-Boxes with a minimum volume of 21 in³ (J-Box not provided). See [Tech Sheet](#) for details.

Remote Linear Power Housing



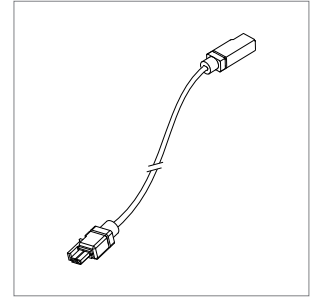
One remote power supply housing is supplied with each power supply. All Vode linear remote drivers come in a 0.054" (0.8mm) formed galvanized steel power supply housing with five (5) knockouts: (4) 1-1/8", (1) 7/8" and (1) 9/16". Accommodates standard linear power supplies. See [Tech Sheet](#) for details.

Integral Power



Houses integral power supply. Direct conduit feed is recommended, but integral power supply housing will mount to any standard North America 4" j-box. Mounts to most surfaces. Blocking is recommended at all arm junctions. See [Tech Sheet](#) for details.

Wire Harness

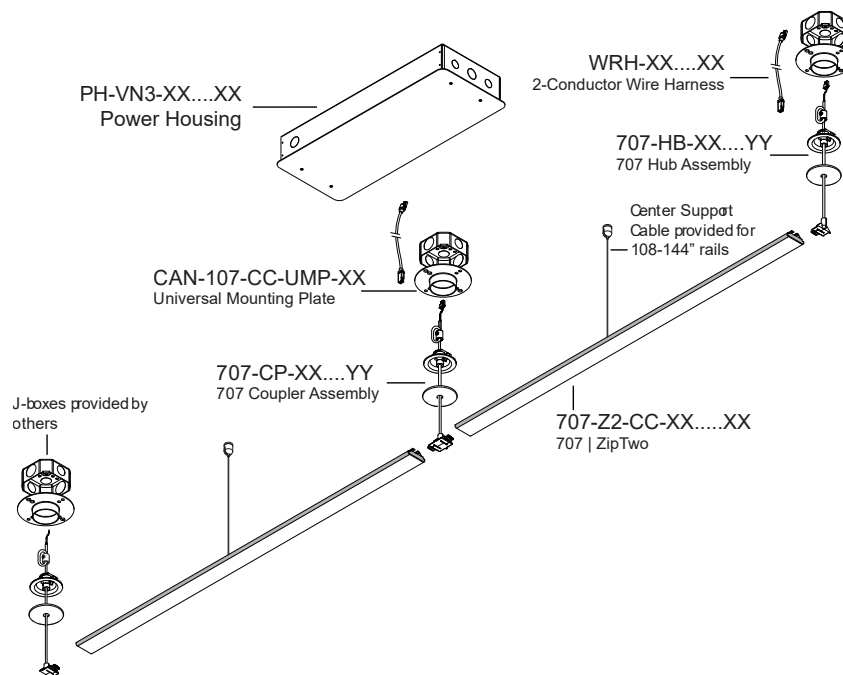


Wire harness connects driver to rail section. Lengths of 10' (3.0m) & 25' (7.6m) with snap-lock connectors for quick and easy installation. Multiple harnesses may be combined for lengths up to 100' (30.5m). See [Tech Sheet](#) for details.

Power and Controls

Flexible 1 to 1 power

For Flexible 1 to 1 Power, Vode supplies one single output driver per fixture, allowing each fixture to be controlled independently. Direct/Indirect fixtures are supplied with two single output drivers, allowing the direct and indirect lighting to be controlled independently. Consult [Power Guide](#) to determine which type you will receive.

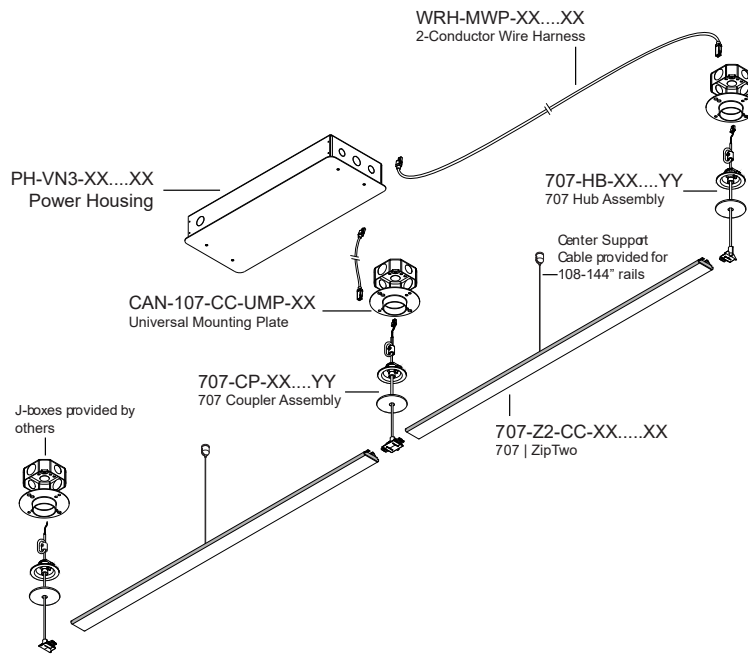


Note: Drawings not to scale, for reference only.

Optimized Power

To optimize power, Vode configures specifications with drivers that have 2 or 4 outputs. Depending on system configurations and power requirements, up to 4 fixtures can be powered from a 4-output driver. Consult [Power Guide](#) to determine which type you will receive.

IMPORTANT: Each fixture will still require individual wire harnesses, as shown below.



Finish

White Finish



White Rail, White Canopy/Integral Power, White Cable

Black Finish




Black Rail, Black Canopy/Integral Power, Black Cable

Note: Drawings not to scale, for reference only.

Performance | Zipper Board Optics

Zipper Board Optics design has 72 diodes per foot (305mm).


Micro 3508, 40° Symmetric, white finish (S1-WH)



L90 >100,000 hours

	80 CRI (80min., 84 avg.)				90 CRI (90min., 96 avg.)			
	2700K	3000K	3500K	4000K	2700K	3000K	3500K	4000K
Low Output (LO)								
Efficacy - Lumens per Watt	57	58	60	60	49	50	51	52
Lumens per foot (305mm)	209	215	220	220	180	186	190	191
Watts per foot (305mm)	3.8	3.8	3.8	3.8	3.8	3.8	4	3.8
Standard Output (SO)								
Efficacy - Lumens per Watt	64	67	68	68	56	58	59	59
Lumens per foot (305mm)	418	431	440	440	360	371	379	383
Watts per foot (305mm)	6.6	6.6	6.6	6.6	6.6	6.6	6.6	6.6
High Output (HO)								
Efficacy - Lumens per Watt	64	66	67	67	55	57	58	59
Lumens per foot (305mm)	626	646	659	659	540	557	569	574
Watts per foot (305mm)	9.9	9.9	9.9	9.9	9.9	9.9	9.9	9.9

Micro 3508, 60° Symmetric, white finish (S2-WH)



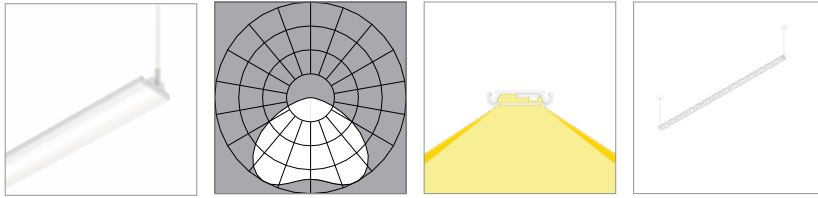
L90 >100,000 hours

	80 CRI (80min., 84 avg.)				90 CRI (90min., 96 avg.)			
	2700K	3000K	3500K	4000K	2700K	3000K	3500K	4000K
Low Output (LO)								
Efficacy - Lumens per Watt	88	91	92	92	76	78	80	81
Lumens per foot (305mm)	325	335	342	342	280	289	295	298
Watts per foot (305mm)	3.8	3.8	3.8	3.8	3.8	3.8	3.8	3.8
Standard Output (SO)								
Efficacy - Lumens per Watt	100	103	105	105	86	89	91	92
Lumens per foot (305mm)	650	671	684	684	561	578	590	596
Watts per foot (305mm)	6.6	6.6	6.6	6.6	6.6	6.6	6.6	6.6
High Output (HO)								
Efficacy - Lumens per Watt	99	102	104	104	86	88	90	91
Lumens per foot (305mm)	975	1006	1027	1027	841	867	885	894
Watts per foot (305mm)	9.9	9.9	9.9	9.9	9.9	9.9	9.9	9.9

Performance | Zipper Board Optics

Zipper Board Optics design has 72 diodes per foot (305mm).

Micro 3508, 120° Symmetric, white finish (S3-WH)



L90 >100,000 hours

	2700K	80 CRI (80min., 84 avg.)				2700K	90 CRI (90min., 96 avg.)		
		3000K	3500K	4000K	3000K		3500K	4000K	
Low Output (LO)									
Efficacy - Lumens per Watt	118	122	124	124	102	105	107	108	
Lumens per foot (305mm)	437	451	461	461	377	389	397	401	
Watts per foot (305mm)	3.8	3.8	3.8	3.8	3.8	3.8	3.8	3.8	

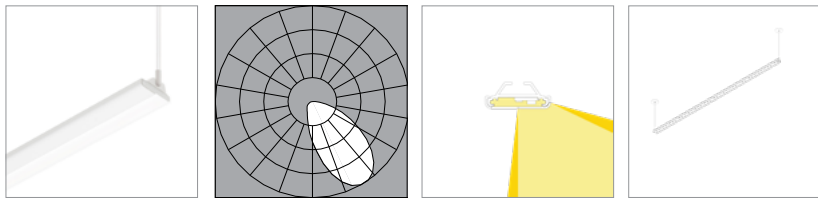
Standard Output (SO)

Efficacy - Lumens per Watt	133	138	140	140	116	120	122	124
Lumens per foot (305mm)	875	903	921	921	754	778	794	802
Watts per foot (305mm)	6.6	6.6	6.6	6.6	6.6	6.6	6.6	6.6

High Output (HO)

Efficacy - Lumens per Watt	133	137	140	140	115	119	121	122
Lumens per foot (305mm)	1312	1354	1382	1382	1131	1167	1191	1203
Watts per foot (305mm)	9.9	9.9	9.9	9.9	9.9	9.9	9.9	9.9

Micro 3508, 85° Asymmetric, white finish (A1-WH)



L90 >100,000 hours

	2700K	80 CRI (80min., 84 avg.)				2700K	90 CRI (90min., 96 avg.)		
		3000K	3500K	4000K	3000K		3500K	4000K	
Low Output (LO)									
Efficacy - Lumens per Watt	70	72	73	73	60	62	63	64	
Lumens per foot (305mm)	257	265	271	271	222	229	233	236	
Watts per foot (305mm)	3.8	3.8	3.8	3.8	3.8	3.8	3.8	3.8	

Standard Output (SO)

Efficacy - Lumens per Watt	79	82	83	83	69	71	72	73
Lumens per foot (305mm)	514	530	541	541	443	457	467	471
Watts per foot (305mm)	6.6	6.6	6.6	6.6	6.5	6.5	6.5	6.5

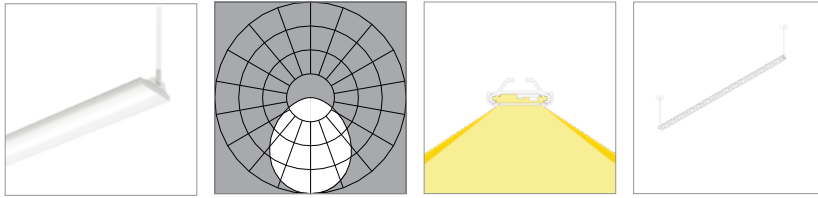
High Output (HO)

Efficacy - Lumens per Watt	78	81	83	83	68	70	71	72
Lumens per foot (305mm)	771	795	812	812	665	686	700	707
Watts per foot (305mm)	9.9	9.9	9.9	9.9	9.9	9.9	9.9	9.9

Performance | Zipper Board Optics

Zipper Board Optics design has 72 diodes per foot (305mm).

Micro 3508, High Lumen, white finish (D3-WH)



L90 >100,000 hours

	2700K	80 CRI (80min., 84 avg.)				2700K	90 CRI (90min., 96 avg.)			
		3000K	3500K	4000K	3000K		3500K	4000K		
Low Output (LO)										
Efficacy - Lumens per Watt	135	139	142	142	117	120	123	124		
Lumens per foot (305mm)	501	517	528	528	432	446	455	459		
Watts per foot (305mm)	3.8	3.8	3.8	3.8	3.8	3.8	3.8	3.8		

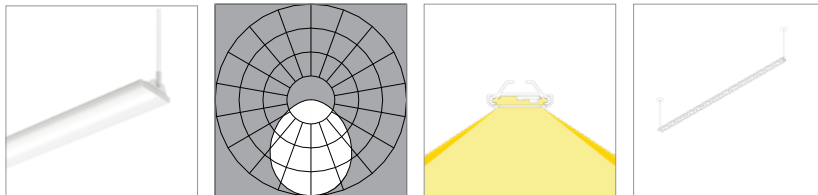
Standard Output (SO)

Efficacy - Lumens per Watt	154	159	162	162	133	137	140	141
Lumens per foot (305mm)	1003	1034	1055	1055	864	892	910	919
Watts per foot (305mm)	6.6	6.6	6.6	6.6	6.6	6.6	6.6	6.6

High Output (HO)

Efficacy - Lumens per Watt	153	157	161	161	132	136	139	140
Lumens per foot (305mm)	1504	1551	1583	1583	1296	1337	1365	1378
Watts per foot (305mm)	9.9	9.9	9.9	9.9	9.9	9.9	9.9	9.9

Micro 3508, High Lumen with MicroBaffle, white finish (D4-WH)



L90 >100,000 hours

	2700K	80 CRI (80min., 84 avg.)				2700K	90 CRI (90min., 96 avg.)			
		3000K	3500K	4000K	3000K		3500K	4000K		
Low Output (LO)										
Efficacy - Lumens per Watt	117	121	124	124	101	104	107	108		
Lumens per foot (305mm)	435	449	458	458	375	387	395	399		
Watts per foot (305mm)	3.8	3.8	3.8	3.8	3.8	3.8	3.8	3.8		

Standard Output (SO)

Efficacy - Lumens per Watt	134	138	141	141	116	119	122	123
Lumens per foot (305mm)	870	898	916	916	750	774	790	797
Watts per foot (305mm)	6.6	6.6	6.6	6.6	6.6	6.6	6.6	6.6


High Output (HO)

Efficacy - Lumens per Watt	132	137	139	139	114	118	120	121
Lumens per foot (305mm)	1305	1346	1374	1374	1125	1161	1184	1196
Watts per foot (305mm)	9.9	9.9	9.9	9.9	9.9	9.9	9.9	9.9

Performance | Zipper Board Optics

Zipper Board Optics design has 72 diodes per foot (305mm).

Micro 3508, 40° Symmetric, black finish (S1-BL)




L90 >100,000 hours

	80 CRI (80min., 84 avg.)				90 CRI (90min., 96 avg.)			
	2700K	3000K	3500K	4000K	2700K	3000K	3500K	4000K
Low Output (LO)								
Efficacy - Lumens per Watt	42	44	44	44	36	38	38	39
Lumens per foot (305mm)	155	160	163	163	134	138	141	142
Watts per foot (305mm)	3.8	3.8	3.8	3.8	3.8	3.8	3.8	3.8

Standard Output (SO)								
Efficacy - Lumens per Watt	48	50	51	51	42	43	44	44
Lumens per foot (305mm)	310	320	327	327	268	276	282	285
Watts per foot (305mm)	6.6	6.6	6.6	6.6	6.6	6.6	6.6	6.6
CRI								

High Output (HO)								
Efficacy - Lumens per Watt	48	49	50	50	41	42	43	44
Lumens per foot (305mm)	466	480	490	490	401	414	423	427
Watts per foot (305mm)	9.9	9.9	9.9	9.9	9.9	9.9	9.9	9.9
CRI								

Micro 3508, 60° Symmetric, black finish (S2-BL)



L90 >100,000 hours

	80 CRI (80min., 84 avg.)				90 CRI (90min., 96 avg.)			
	2700K	3000K	3500K	4000K	2700K	3000K	3500K	4000K
Low Output (LO)								
Efficacy - Lumens per Watt	70	73	74	74	61	63	64	65
Lumens per foot (305mm)	260	269	274	274	224	232	236	239
Watts per foot (305mm)	3.8	3.8	3.8	3.8	3.8	3.8	3.8	3.8

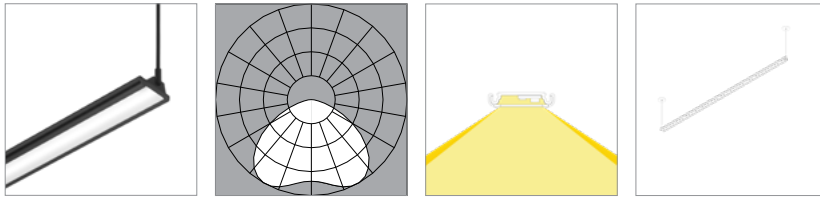
Standard Output (SO)								
Efficacy - Lumens per Watt	80	83	84	84	69	72	73	74
Lumens per foot (305mm)	521	537	548	548	449	463	473	477
Watts per foot (305mm)	6.6	6.6	6.6	6.6	6.6	6.6	6.6	6.6

High Output (HO)								
Efficacy - Lumens per Watt	79	82	84	84	69	71	72	73
Lumens per foot (305mm)	781	806	822	822	673	695	709	716
Watts per foot (305mm)	9.9	9.9	9.9	9.9	9.9	9.9	9.9	9.9

Performance | Zipper Board Optics

Zipper Board Optics design has 72 diodes per foot (305mm).

Micro 3508, 120° Symmetric, black finish (S3-BL)



L90 >100,000 hours

	2700K	80 CRI (80min., 84 avg.)				90 CRI (90min., 96 avg.)			
		3000K	3500K	4000K	2700K	3000K	3500K	4000K	
Low Output (LO)									
Efficacy - Lumens per Watt	102	105	107	107	88	90	92	93	
Lumens per foot (305mm)	376	388	396	396	325	335	342	345	
Watts per foot (305mm)	3.8	3.8	3.8	3.8	3.8	3.8	3.8	3.8	

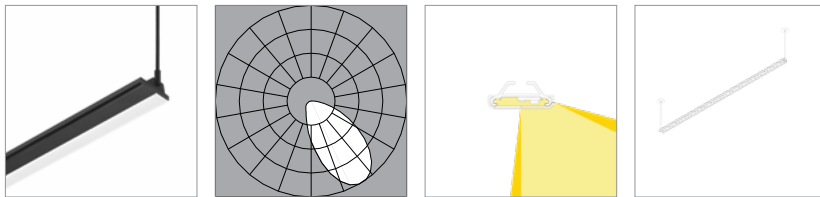
Standard Output (SO)

Efficacy - Lumens per Watt	116	119	122	122	100	103	105	106
Lumens per foot (305mm)	753	777	793	793	649	670	683	690
Watts per foot (305mm)	6.6	6.6	6.6	6.6	6.6	6.6	6.6	6.6

High Output (HO)

Efficacy - Lumens per Watt	115	118	121	121	99	102	104	105
Lumens per foot (305mm)	1129	1165	1189	1189	974	1004	1025	1035
Watts per foot (305mm)	9.9	9.9	9.9	9.9	9.9	9.9	9.9	9.9

Micro 3508, 85° Asymmetric, black finish (A1-BL)



L90 >100,000 hours

	2700K	80 CRI (80min., 84 avg.)				90 CRI (90min., 96 avg.)			
		3000K	3500K	4000K	2700K	3000K	3500K	4000K	
Low Output (LO)									
Efficacy - Lumens per Watt	38	39	39	39	32	33	34	34	
Lumens per foot (305mm)	138	142	145	145	119	123	125	126	
Watts per foot (305mm)	3.8	3.8	3.8	3.8	3.8	3.8	3.8	3.8	

Standard Output (SO)

Efficacy - Lumens per Watt	43	44	45	45	37	38	39	39
Lumens per foot (305mm)	276	284	290	290	238	245	250	253
Watts per foot (305mm)	6.6	6.6	6.6	6.6	6.5	6.5	6.5	6.5

High Output (HO)

Efficacy - Lumens per Watt	42	44	44	44	37	38	38	39
Lumens per foot (305mm)	413	426	435	435	356	368	375	379
Watts per foot (305mm)	9.9	9.9	9.9	9.9	9.9	9.9	9.9	9.9

Copyright © 2025 Vode Lighting LLC. All rights reserved. Vode, the Vode logo, BoxRail, FlyWing, MicroBaffle, Button Board, Zipper Board, Zero Canopy, Zero Block, VodeNODE and other names are either registered trademarks or trademarks of Vode Lighting LLC in the United States and may be registered in other countries. All other trademarks listed herein belong to their respective owners. Due to ongoing innovation, specification details may change without notice.