



Spec Guide

# ZipTwo | Square 3570 | 707



Direct lighting for open office and ambient applications.



Square 3570, Side Diffuse, white

## Benefits & Features

### Minimal Profile, Robust Design

Square profile. 1.38" (35mm) x 2.83" (72mm).

### Superior Light Quality & Performance

Output up to 1540 lm/ft (HO), 156 lm/W (HO). 90 static, 90 CRI RGBW, & 90 CRI tunable white 2200K - 5000K. Custom ranges available upon request.

### Versatile Mounting, Easy Installation

Magnet with tape-on metal strip or low profile clip allow for mounting to almost any surface or T-Bar ceiling.

### Extensive Optics

Options of Diffuse, Critical Edge (TM), and Side Diffuse give designers the power to create and design their space using one product.



Square 3570, Diffuse, white



Square 3570, Single Side Diffuse, Black

## Build Your Specification

707-Z2	SL				0 >>
--------	----	--	--	--	------

System & Rail Type	System Type	System Length	Rail Length	Mounting	Arm/Cord Length
707-Z2 ZipTwo	SL Standard Linear	Specify overall system length in ft/in or M/mm.  <i>Corner and Shapes Available See Guide for details.</i>	<b>24</b> 24" (610mm) <b>36</b> 36" (914mm) <b>48</b> 48" (1219mm) <b>60</b> 60" (1524mm) <b>72</b> 72" (1829mm) <b>96</b> 96" (2438mm) <b>108</b> 108" (2743mm) <b>120</b> 120" (3048mm) <b>132</b> 132" (3352mm) <b>144</b> 144" (3658mm) <b>ZZ</b> Other rail length or layout (please specify) See <a href="#">Rail Length Chart</a> for more details.	<b>C</b> Clip <b>CM</b> Clip with Micro J-Box <sup>1</sup> <b>T</b> Magnet with Tape-On Metal Strip <sup>2</sup> <b>T1</b> 9/16" T-Bar Clip, low profile <b>T2</b> 15/16" T-Bar Clip, low profile <b>T3</b> 15/16" T-Bar Clip, medium profile <b>T4</b> 15/16" T-Bar Clip, concealed <b>T5</b> 9/16" T-Bar Clip, medium profile <b>T6</b> Slotted T-Bar Clip <b>T7</b> Dimensional T-Bar Clip <b>SC</b> Strut Channel Clip <sup>1</sup> <b>DM</b> Armstrong DynaMax <b>ZZ</b> Other (please specify)	<b>0</b> None

**▲ Custom lengths may result in light gaps on the fixture. See [Rail Length Chart](#) for more details.**

>>				Z >>
----	--	--	--	------

Power Location	Power Type	Voltage	Emergency Power	LED Type
Remote Power	Flexible 1 to 1 Power	<b>1</b> 120V <b>2</b> 120V - 277V <b>X</b> Not Yet Specified	<b>0</b> No Emergency Power <b>ZZ</b> Emergency Power (specify requirements)	<b>Z</b> Zipper Board
<b>RP10</b> 10' (3.048m) Wire Harness <b>RP25</b> 25' (7.62m) Wire Harness <b>RP50</b> 50' (15.24m) Wire Harness <b>RP75</b> 75' (22.86m) Wire Harness <b>RP100</b> 100' (30.48m) Wire Harness	<b>AE</b> 0-10V, 1.0% Dimming <b>AT</b> 0-10V, 0.1% Dimming <b>AD</b> DALI, 0.1% Dimming <b>AX</b> DMX, 100-0% Dimming <b>AH</b> Hi-lume 1% EcoSystem, Soft On / Fade to Black Technology, LDE <sup>1</sup> <b>AH2</b> ELV 1% 2-wire (Forward and Reverse Phase)			
	<b>Optimized Power</b> Add 'O' to power type example: AEO, ATO...etc. <sup>3</sup> <b>VodeNODE</b> Add 'N' to power type for Flexible 1 to 1 Power Add 'ON' to power type for Optimized Power example: AEN, ATN, AEON, ADON...etc. <sup>4</sup> <b>ZZ</b> Other (please specify) See <a href="#">Power Guide</a> for driver features & limitations.			

>>				
----	--	--	--	--

Lumen Output	Color Temperature <sup>5</sup>	Optics	Sensors	Finish
<b>LO</b> Low Output <b>SO</b> Standard Output <b>HO</b> High Output <b>ZZ</b> Other (please specify) See <a href="#">IES Files</a> page for details. See <a href="#">Power Guide</a> for driver features & limitations.	<b>90+ CRI</b> <b>27</b> 2700K <b>30</b> 3000K <b>35</b> 3500K <b>40</b> 4000K <b>RGBW 90+ CRI</b> <b>C279</b> RGB Color, 2700K <b>C309</b> RGB Color, 3000K <b>C359</b> RGB Color, 3500K <b>C409</b> RGB Color, 4000K <b>ZZ</b> Tunable White Available See <a href="#">Guide</a> for details	<b>H6</b> Square 3570, Diffuse <sup>6</sup> <b>H9</b> Square 3570, Side Diffuse <b>HA</b> Square 3570, Single Side Diffuse	<b>0</b> None <b>ZZ</b> Other (please specify) <sup>7</sup>	<b>WH</b> White <b>BL</b> Black

**NOTES & LIMITATIONS**

- <sup>1</sup> Mounting type available with Chicago Plenum.
- <sup>2</sup> Custom modification available for Chicago Plenum. Contact factory.
- <sup>3</sup> Optimized Power is not available with Hi-lume 1% EcoSystem (AHO) Power Type.
- <sup>4</sup> VodeNODE enclosure is not available with ELV 1% 2-wire (AH2) Power Type.
- <sup>5</sup> RGBW available. Contact Vode for more information.
- <sup>6</sup> Square 3570, Diffuse is only available in White Finish (WH).
- <sup>7</sup> Sensors available. Contact Vode for more information.

>>
----

**Options**

- 0** None
- 9** 9' 18/3 Cord and Plug
- CPS** Chicago Plenum Fixture Adapter & Power
- CPP** Chicago Plenum Power
- CPA** Chicago Plenum Fixture Adapter

Listed to UL standards for damp location by a Nationally Recognized Testing Laboratory (NRTL) recognized by OSHA. Certain limitations exist for each Certification. Contact factory for verification.

Standard 5 Year Limited Warranty. See details [here](#). Contact factory for options on Limited Warranties up to 20 years.



## Applications

### General Interior and Open Office



Square 3570, Side Diffuse



Square 3570, Side Diffuse



Square 3570, Diffuse




Sustainability & Certifications

**DECLARE**

**International Living Future Institute (ILFI)**



All Vode Lighting linear light fixtures proudly carry the Red List Approved designation.



**Vode Adaptive Architectural Lighting Systems**  
**Vode Lighting LLC**

**Final Assembly:** Sonoma, California, US  
**Life Expectancy:** 10+ Year(s)  
**End of Life Options:** Recyclable (100%)

**Ingredients:**

Steel; Anodized Aluminum (6063-T5 Alloy); Small Electrical Component (RoHS); Copper; **Fluorinated Ethylene Propylene (masterbatch)**; Polymethyl methacrylate (PMMA); Stainless Steel; Polyoxymethylene Copolymer (POM); Styrene-butadiene polymer, hydrogenated; Poly(methyl methacrylate/butyl acrylate/styrene) (PMMA/BA/S); Styrene/butadiene copolymer; Distillates; Polypropylene; Calcium carbonate; Polycarbonate; EVA Copolymer; Methyl methacrylate (MMA); Polyphenylene Oxide; Brass; Tin, Organic

**Living Building Challenge Criteria:** Compliant

**I-13 Red List:**

LBC Red List Free      % Disclosed: 100% at 100ppm  
 LBC Red List Approved      VOC Content: Not Applicable  
 Declared

**I-10 Interior Performance:** Not Applicable  
**I-14 Responsible Sourcing:** Not Applicable

VDE-0001  
 EXP. 01 FEB 2026  
 Original Issue Date: 2018

MANUFACTURER RESPONSIBLE FOR LABEL ACCURACY  
 INTERNATIONAL LIVING FUTURE INSTITUTE™ [living-future.org/declare](http://living-future.org/declare)

Click here to learn more: [International Living Future Institute](http://International Living Future Institute)

**TM65NA**

**CIBSE & ASHRAE on Embodied Carbon**

Vode recognizes TM65NA as the highest standard for understanding the embodied carbon of our fixtures.

Developed with ASHRAE, it adapts CIBSE's TM65 for North America, ensuring accurate regional assessments. It must be used alongside TM65 and follows TM65LA's framework.

**System:** 707 | ZipTwo | Surface Mounted  
**Embodied Carbon (kg CO<sub>2</sub>e):** 28.63\*

\***Note:** Embodied Carbon, expressed in kilograms of CO<sub>2</sub>e is calculated using a 48" fixture **and includes the LED driver.**



Click here to learn more [CIBSE](#), [ASHRAE](#).

**BAA X BABA**

**Buy American Act / Build America & Buy America Act Compliance**

Vode is dedicated to supporting domestic manufacturing and ensuring compliance with BAA and BABA requirements.

Given the complexity of our products, we recommend reaching out to [vodecares@vode.com](mailto:vodecares@vode.com) for confirmation regarding compliance for your specific project.



Click here to learn more: [US Department of Commerce](http://US Department of Commerce)

## Structure

Rail Lengths	24" (610mm) - 144" (3658mm). Modified lengths available. See <a href="#">Rail Length Chart</a> for more details.
Rail Dimensions	1.38" (35mm) x 2.83" (72mm) x length.
Construction	Extruded and machined 6063 aluminum.
Mounting	Clip, Clip with Micro J-Box, Magnet with Tape-On Metal Strip, T-Bar Clips for most grid/panel construction, Strut Channel Clip.
System Run Length	24" (610mm) minimum. Unlimited maximum.
Operating Temperature	32°F to 104°F (0°C to 40°C).
Humidity	0-95%, non-condensing. Suitable for damp locations.
System Weight	0.38lbs per ft (0.17kg per 305mm). Power supply and housing not included.

## Materials

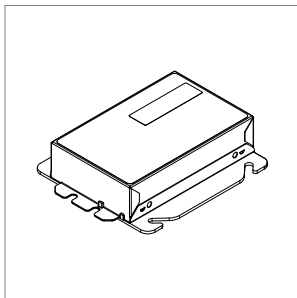
LED Board Construction	Aluminum core PCB, black LCP connectors, RoHS compliant.
Lens	High-impact extruded acrylic glass (PMMA).
Power Cable	Ø3mm, 33/2 AWG, Plenum (CMP) rated semi-rigid PVC or FEP, flame tested UL-910, red list free.
Cable Connectors	Unfilled black nylon, rated UL 94 V-0, halogen free, PVC or FEP overmold, RoHS compliant, red list free.
Remote Linear Power Housing (RLP)	20.7" x 2.375" x 2.53", 0.054" formed Galvanized Steel.
Remote Brick Power Housing (RBP)	4.32" x 3.37" x .078" Galvanized Steel mounting plate.

## Power and Controls

Power Type	Class 2 (<60V output) constant current driver.
Dimming Controls	Dimming (0.1%, 1%), 0-10V, DALI, DMX, Hi-lume 1% are available. See <a href="#">Power Guide</a> for details.
Input Voltage	120V - 277V, 50/60hz.
Power Location	Remote power. Maximum remote distance up to 100' (30.5m) <i>depending</i> on driver selection. See <a href="#">Power Guide</a> for details.

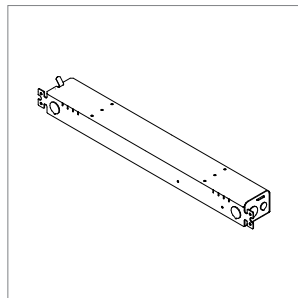
Remote power is locating the power supply away from the fixture. Remote power comes in two housing styles: brick style and linear style. Consult [Power Guide](#) to determine which type you will receive.

### Remote Brick Power Housing



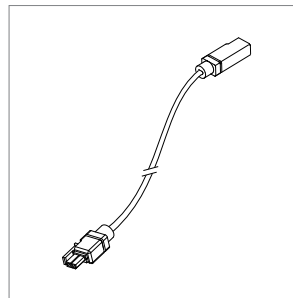
Supplied for some remote power applications. One remote power supply housing is supplied for each rail. Provided driver mounting plate fits standard 4" metal, square J-Boxes with a minimum volume of 21 in<sup>3</sup> (J-Box not provided). See [Tech Sheet](#) for details.

### Remote Linear Power Housing



One remote power supply housing is supplied with each power supply. All Vode linear remote drivers come in a 0.054" (0.8mm) formed galvanized steel power supply housing with five (5) knockouts: (4) 1-1/8", (1) 7/8" and (1) 9/16". Accommodates standard linear power supplies. See [Tech Sheet](#) for details.

### Wire Harness

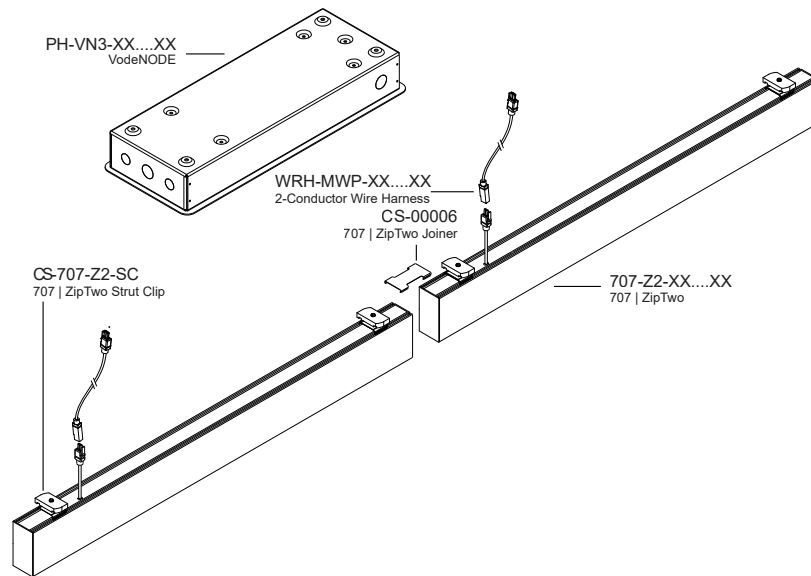


Wire harness connects driver to rail section. Lengths of 10' (3.0m) & 25' (7.6m) with snap-lock connectors for quick and easy installation. Multiple harnesses may be combined for lengths up to 100' (30.5m). See [Tech Sheet](#) for details.

## Power and Controls

### Flexible 1 to 1 power

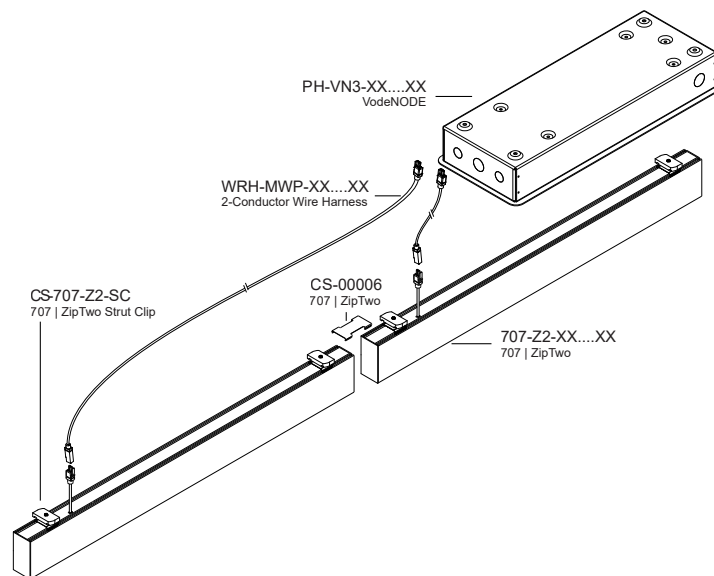
For Flexible 1 to 1 Power, Vode supplies one single output driver per fixture, allowing each fixture to be controlled independently. Direct/Indirect fixtures are supplied with two single output drivers, allowing the direct and indirect lighting to be controlled independently. Consult [Power Guide](#) to determine which type you will receive.



### Optimized Power

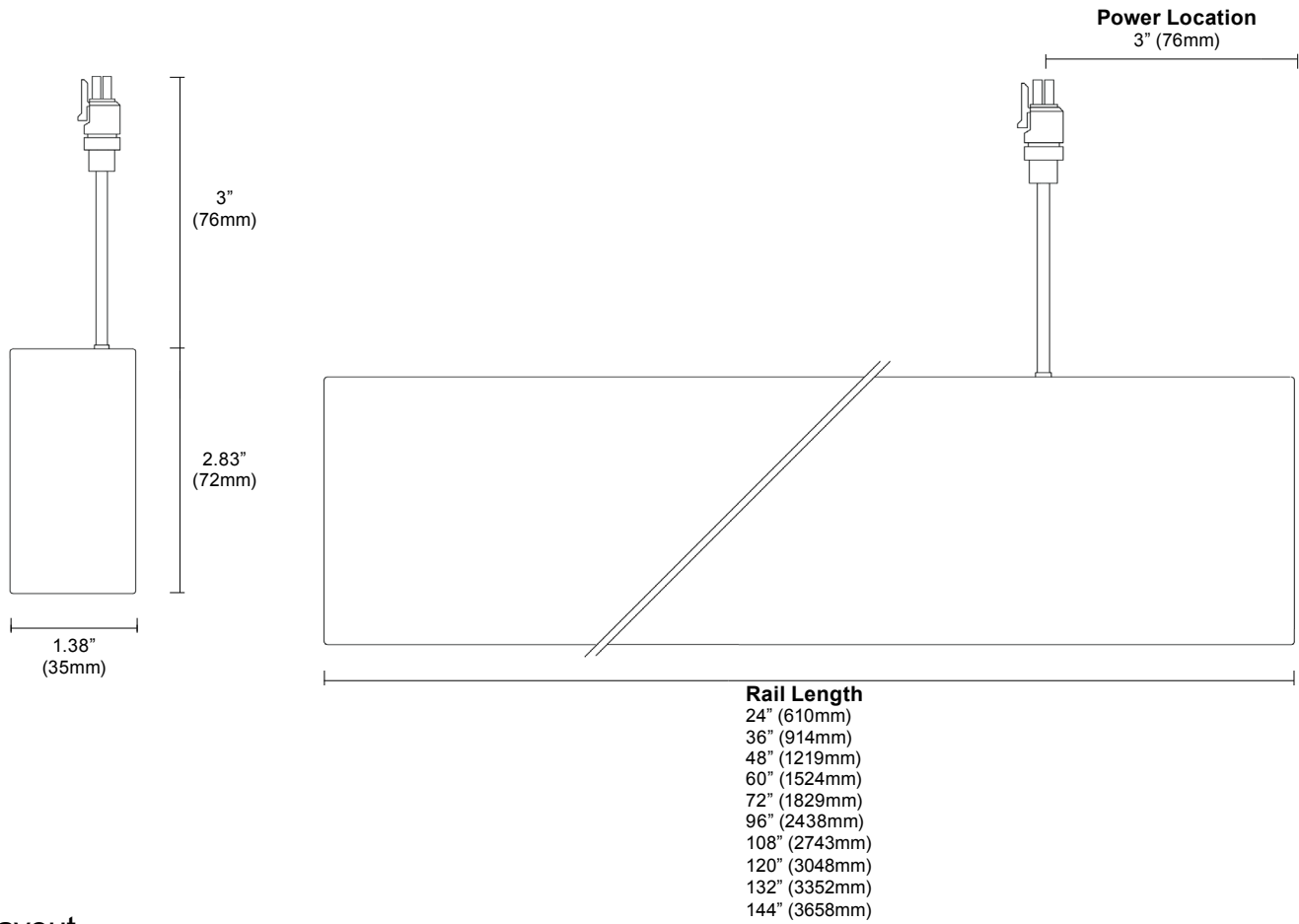
To optimize power, Vode configures specifications with drivers that have 2 or 4 outputs. Depending on system configurations and power requirements, up to 4 fixtures can be powered from a 4-output driver. Consult [Power Guide](#) to determine which type you will receive.

IMPORTANT: Each fixture will still require individual wire harnesses, as shown below.

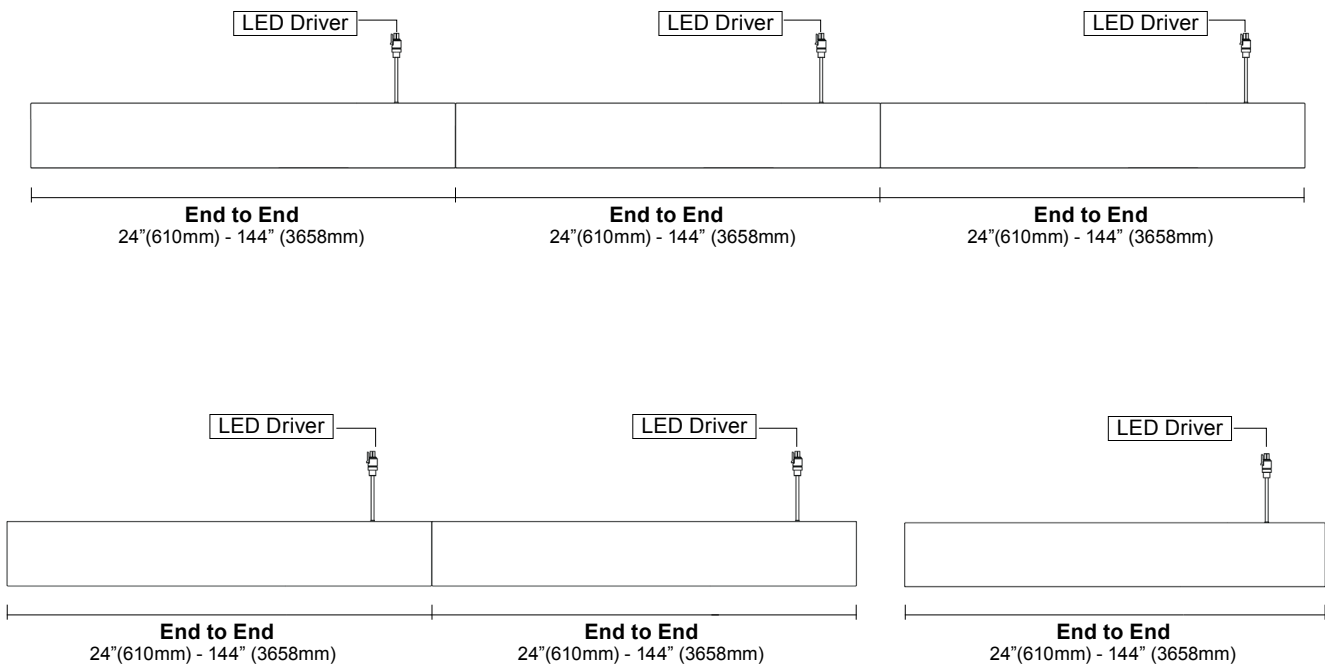


Note: Drawings not to scale, for reference only.

## Dimensions

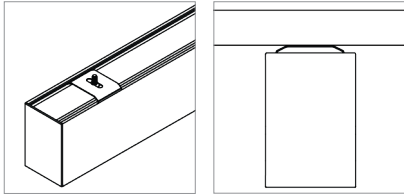


## Layout

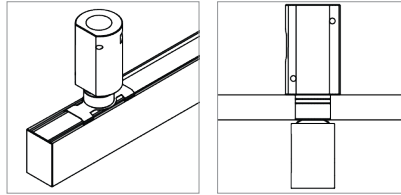


Corner and Shapes Available (Square, Rectangle, L-Shape, U-Shape, ZigZag) [See Guide](#) for details.

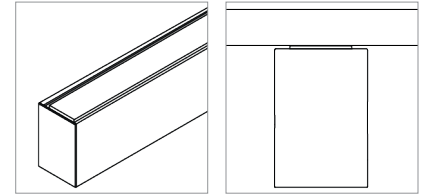
## Mounting Options



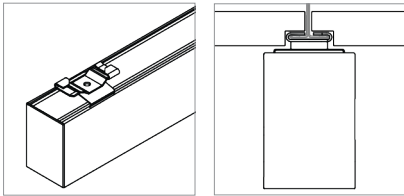
Clip (C)



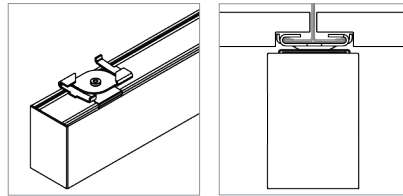
Clip with Micro J-Box (CM)



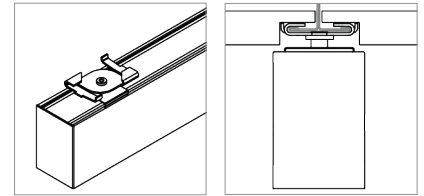
Magnet with Tape-On Metal Strip (T)



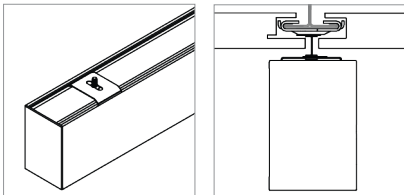
9/16" T-Bar Clip, low profile (T1)



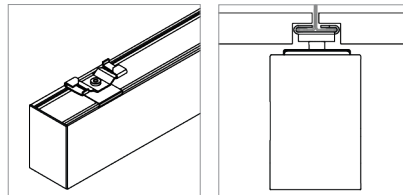
15/16" T-Bar Clip, low profile (T2)



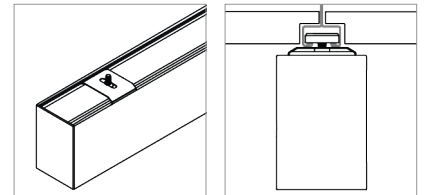
15/16" T-Bar Clip, medium profile (T3)



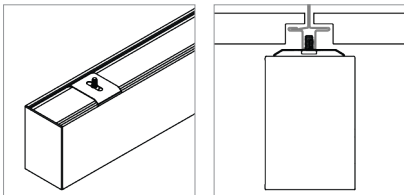
15/16" T-Bar Clip, concealed (T4)



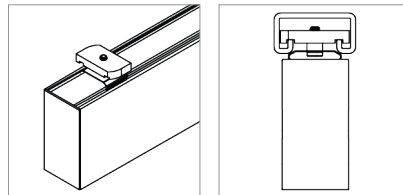
9/16" T-Bar Clip, medium profile (T5)



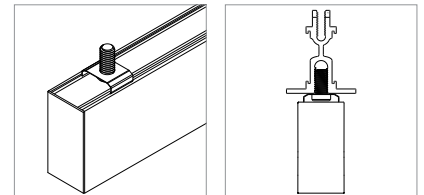
Slotted T-Bar Clip (T6)



Dimensional T-Bar Clip (T7)



Strut Channel Clip (SC)



Armstrong DynaMax (DM)

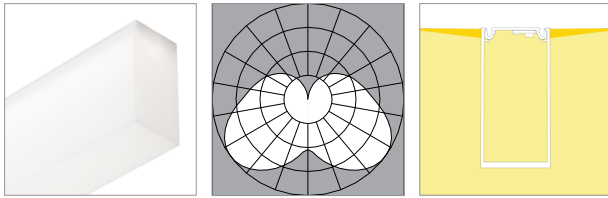
See [ZipTwo Clip Guide](#) to check compatibility.



## Performance | Zipper Board Optics

Zipper Board Optics design has 72 diodes per foot (305mm).

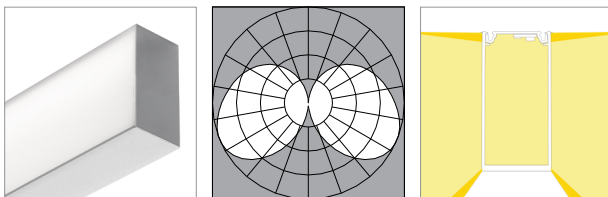
### Square 3570, Diffuse, white finish (H6-WH)



L80 >60,000 hours

	90 CRI (90min., 96 avg.)			
	2700K	3000K	3500K	4000K
<b>Low Output (LO)</b>				
Efficacy - Lumens per Watt	113	117	119	121
Lumens per foot (305mm)	421	434	443	447
Watts per foot (305mm)	3.8	3.8	3.8	3.8
<b>Standard Output (SO)</b>				
Efficacy - Lumens per Watt	129	133	136	137
Lumens per foot (305mm)	841	868	885	894
Watts per foot (305mm)	6.6	6.6	6.6	6.6
<b>High Output (HO)</b>				
Efficacy - Lumens per Watt	128	132	135	136
Lumens per foot (305mm)	1262	1301	1328	1341
Watts per foot (305mm)	9.9	9.9	9.9	9.9

### Square 3570, Side Diffuse, white finish (H9-WH)



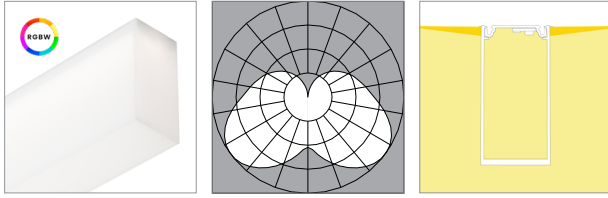
L80 >60,000 hours

	90 CRI (90min., 96 avg.)			
	2700K	3000K	3500K	4000K
<b>Low Output (LO)</b>				
Efficacy - Lumens per Watt	105	109	111	112
Lumens per foot (305mm)	390	402	411	415
Watts per foot (305mm)	3.8	3.8	3.8	3.8
<b>Standard Output (SO)</b>				
Efficacy - Lumens per Watt	120	123	126	127
Lumens per foot (305mm)	780	805	821	829
Watts per foot (305mm)	6.6	6.6	6.6	6.6
<b>High Output (HO)</b>				
Efficacy - Lumens per Watt	119	123	125	126
Lumens per foot (305mm)	1170	1207	1232	1244
Watts per foot (305mm)	9.9	9.9	9.9	9.9

## Performance | Zipper Board Optics | RGBW

Zipper Board Optics design has 72 diodes per foot (305mm).  
 RGBW (red, green, blue, and white) tested with **all channels on**.

### Square 3570, Diffuse, white finish (H6-WH)



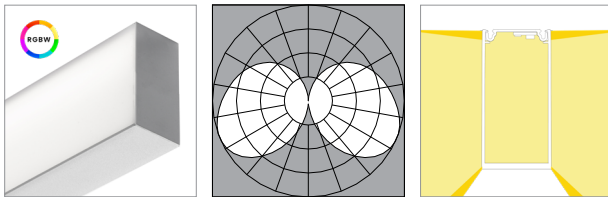
L80 >60,000 hours

#### RGBW Color, 90 CRI (90min., 96 avg.)

Low Output (LO)	2700K 3000K 3500K 4000K			
	Efficacy - Lumens per Watt	95	98	100
Lumens per foot (305mm)	797	822	839	847
Watts per foot (305mm)	8.5	8.5	8.5	8.5

Standard Output (SO)	2700K 3000K 3500K 4000K			
	Efficacy - Lumens per Watt	91	93	95
Lumens per foot (305mm)	1195	1233	1258	1271
Watts per foot (305mm)	13.3	13.3	13.3	13.3

### Square 3570, Side Diffuse, white finish (H9-WH)



L80 >60,000 hours

#### RGBW Color, 90 CRI (90min., 96 avg.)

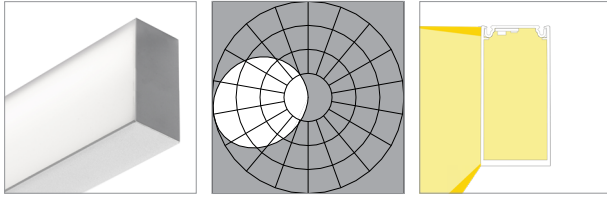
Low Output (LO)	2700K 3000K 3500K 4000K			
	Efficacy - Lumens per Watt	88	91	93
Lumens per foot (305mm)	739	762	778	786
Watts per foot (305mm)	8.5	8.5	8.5	8.5

Standard Output (SO)	2700K 3000K 3500K 4000K			
	Efficacy - Lumens per Watt	84	87	88
Lumens per foot (305mm)	1109	1144	1167	1179
Watts per foot (305mm)	13.3	13.3	13.3	13.3

## Performance | Zipper Board Optics

Zipper Board Optics design has 72 diodes per foot (305mm).

### Square 3570, Single Side Diffuse, white finish (HA-WH)



L80 >60,000 hours

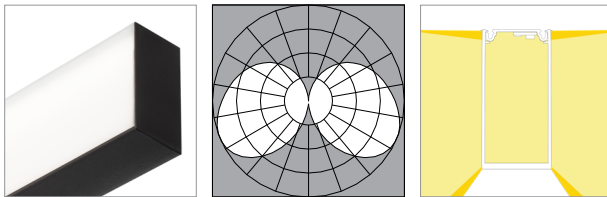
**90 CRI (90min., 96 avg.)**

<b>Low Output (LO)</b>	2700K	3000K	3500K	4000K
Efficacy - Lumens per Watt	86	89	91	91
Lumens per foot (305mm)	318	329	335	339
Watts per foot (305mm)	3.8	3.8	3.8	3.8

<b>Standard Output (SO)</b>	2700K	3000K	3500K	4000K
Efficacy - Lumens per Watt	98	101	103	104
Lumens per foot (305mm)	637	657	670	677
Watts per foot (305mm)	6.6	6.6	6.6	6.6

<b>High Output (HO)</b>	2700K	3000K	3500K	4000K
Efficacy - Lumens per Watt	97	100	102	103
Lumens per foot (305mm)	955	986	1006	1016
Watts per foot (305mm)	9.9	9.9	9.9	9.9

### Square 3570, Side Diffuse, black finish (H9-BL)



L80 >60,000 hours

**90 CRI (90min., 96 avg.)**

<b>Low Output (LO)</b>	2700K	3000K	3500K	4000K
Efficacy - Lumens per Watt	101	104	106	107
Lumens per foot (305mm)	373	385	393	397
Watts per foot (305mm)	3.8	3.8	3.8	3.8

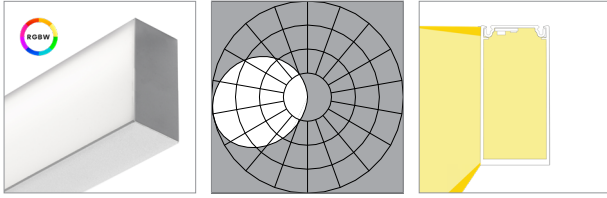
<b>Standard Output (SO)</b>	2700K	3000K	3500K	4000K
Efficacy - Lumens per Watt	115	118	121	122
Lumens per foot (305mm)	746	770	786	793
Watts per foot (305mm)	6.6	6.6	6.6	6.6

<b>High Output (HO)</b>	2700K	3000K	3500K	4000K
Efficacy - Lumens per Watt	114	117	120	121
Lumens per foot (305mm)	1119	1155	1178	1190
Watts per foot (305mm)	9.9	9.9	9.9	9.9

## Performance | Zipper Board Optics | RGBW

Zipper Board Optics design has 72 diodes per foot (305mm).  
 RGBW (red, green, blue, and white) tested with **all channels on**.

### Square 3570, Single Side Diffuse, white finish (HA-WH)



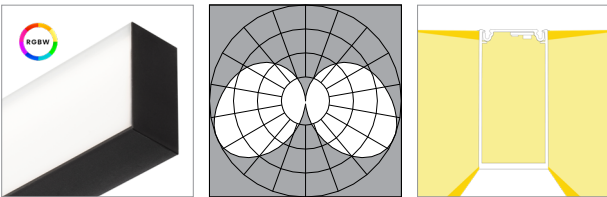
L80 >60,000 hours

#### RGBW Color, 90 CRI (90min., 96 avg.)

Low Output (LO)	2700K	3000K	3500K	4000K
Efficacy - Lumens per Watt	72	74	76	77
Lumens per foot (305mm)	604	623	635	642
Watts per foot (305mm)	8.5	8.5	8.5	8.5

Standard Output (SO)	2700K	3000K	3500K	4000K
Efficacy - Lumens per Watt	69	71	72	73
Lumens per foot (305mm)	905	934	953	963
Watts per foot (305mm)	13.3	13.3	13.3	13.3

### Square 3570, Side Diffuse, black finish (H9-BL)



L80 >60,000 hours

#### RGBW Color, 90 CRI (90min., 96 avg.)

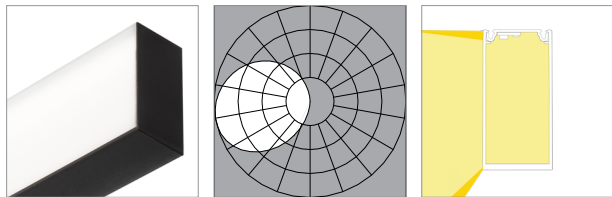
Low Output (LO)	2700K	3000K	3500K	4000K
Efficacy - Lumens per Watt	84	87	89	90
Lumens per foot (305mm)	707	730	744	752
Watts per foot (305mm)	8.5	8.5	8.5	8.5

Standard Output (SO)	2700K	3000K	3500K	4000K
Efficacy - Lumens per Watt	80	83	85	85
Lumens per foot (305mm)	1061	1094	1117	1128
Watts per foot (305mm)	13.3	13.3	13.3	13.3

## Performance | Zipper Board Optics

Zipper Board Optics design has 72 diodes per foot (305mm).

Square 3570, Single Side Diffuse, black finish (HA-BL)



L80 >60,000 hours

**90 CRI (90min., 96 avg.)**

<b>Low Output (LO)</b>	2700K	3000K	3500K	4000K
Efficacy - Lumens per Watt	81	83	85	86
Lumens per foot (305mm)	299	308	315	318
Watts per foot (305mm)	3.8	3.8	3.8	3.8

<b>Standard Output (SO)</b>	2700K	3000K	3500K	4000K
Efficacy - Lumens per Watt	92	95	97	98
Lumens per foot (305mm)	598	617	630	636
Watts per foot (305mm)	6.6	6.6	6.6	6.6

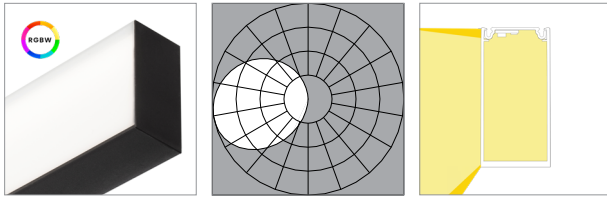
<b>High Output (HO)</b>	2700K	3000K	3500K	4000K
Efficacy - Lumens per Watt	91	94	96	97
Lumens per foot (305mm)	897	925	944	954
Watts per foot (305mm)	9.9	9.9	9.9	9.9



## Performance | Zipper Board Optics | RGBW

Zipper Board Optics design has 72 diodes per foot (305mm).  
 RGBW (red, green, blue, and white) tested with **all channels on**.

### Square 3570, Single Side Diffuse, black finish (HA-BL)



L80 >60,000 hours

#### RGBW Color, 90 CRI (90min., 96 avg.)

<b>Low Output (LO)</b>	2700K	3000K	3500K	4000K
Efficacy - Lumens per Watt	68	70	71	72
Lumens per foot (305mm)	567	585	597	603
Watts per foot (305mm)	8.5	8.5	8.5	8.5

<b>Standard Output (SO)</b>	2700K	3000K	3500K	4000K
Efficacy - Lumens per Watt	65	67	68	69
Lumens per foot (305mm)	850	877	895	904
Watts per foot (305mm)	13.3	13.3	13.3	13.3

Copyright © 2025 Vode Lighting LLC. All rights reserved. Vode, the Vode logo, BoxRail, FlyWing, MicroBaffle, Button Board, Zipper Board, Zero Canopy, Zero Block, VodeNODE and other names are either registered trademarks or trademarks of Vode Lighting LLC in the United States and may be registered in other countries. All other trademarks listed herein belong to their respective owners. Due to ongoing innovation, specification details may change without notice.