



Spec Guide

ZipTwo | Micro 3508 | Ceiling Cable | 707



Direct lighting for open office, wall wash and grazing applications.



Micro 3508, 120° Symmetric, white

Benefits & Features

Micro Profile, Robust Design

Flat profile. 1.38 in x 0.31 in.

Superior Light Quality & Performance

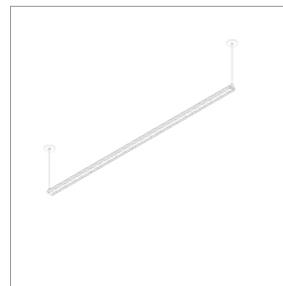
Output up to 1583 lm/ft (HO), 134 lm/W (HO). 90 CRI static, 90 CRI RGBW, & 90 CRI tunable white 2200K - 5000K. Custom ranges available upon request.

Adaptive Power Body

Full range dimming power for all protocols. Integral or remote power available. Remote power available up to 100 ft away.

Better Optics & Beam Control

Options of Diffuse, 120°, 60°, 40° and 85° (asymmetric) lens for general illumination, grazing or wall wash. Excellent glare control with optical film and MicroBaffle™.



Small Round Canopy



Integral Power

Build Your Specification

707-Z2	S			CC	»
--------	---	--	--	----	---

System & Rail Type	System Type	System Length	Rail Length	Mounting	Arm/Cord Length
707-Z2 ZipTwo	S Suspended	Specify overall system length in ft/in or M/mm. <i>Corner and Shapes Available See Guide for details.</i>	24 24" (610mm) 36 36" (914mm) 48 48" (1219mm) 60 60" (1524mm) 72 72" (1829mm) 96 96" (2438mm) 108 108" (2743 mm) 120 120" (3048 mm) 132 132" (3352 mm) 144 144" (3658 mm) ZZ Other rail length or layout (please specify) <i>See Rail Length Chart for more details.</i>	CC Ceiling Cable	48 48" cord (1219mm) 96 96" cord (2438mm) ZZ Other (please specify)

▲ Custom lengths may result in light gaps on the fixture. See Rail Length Chart for more details.

»			»
---	--	--	---

Power Location	Power Type	Voltage	Emergency Power
Integral Power IP Integral Power Remote Power Specify mounting and harness length code example: 2R25, 2R50 ...etc. Mounting Option 2R Small Round Canopy 4R Large Round Canopy Wire Harness 10 10' (3.048m) Wire Harness 25 25' (7.62m) Wire Harness 50 50' (15.24m) Wire Harness 75 75' (22.86m) Wire Harness 100 100' (30.48m) Wire Harness	Flexible 1 to 1 Power AE 0-10V, 1.0% Dimming AT 0-10V, 0.1% Dimming AD DALI, 0.1% Dimming AX DMX, 100-0% Dimming AH Hi-lume 1% EcoSystem, Soft On / Fade to Black Technology, LDE ¹ AH2 ELV 1% 2-wire (Forward and Reverse Phase) Optimized Power Add 'O' to power type example: AEO, ATO...etc. ¹ VodeNODE Add 'N' to power type for Flexible 1 to 1 Power Add 'ON' to power type for Optimized Power example: AEN, ATN, AEON, ADON...etc. ² ZZ Other (please specify) <i>See Power Guide for driver features & limitations.</i>	1 120V 2 120V - 277V X Not Yet Specified	0 No Emergency Power ZZ Emergency Power (specify requirements)

»	Z			
---	---	--	--	--

LED Type	Lumen Output	90+ CRI	Optics	Sensors ⁴
Z Zipper Board	LO Low Output SO Standard Output HO High Output ZZ Other (please specify) <i>See IES Files page for details. See Power Guide for driver features & limitations.</i>	27 2700K 30 3000K 35 3500K 40 4000K ZZ Tunable White Available <i>See Guide for details.</i>	A1 Micro 3508, 85° Asymmetric S1 Micro 3508, 40° Symmetric S2 Micro 3508, 60° Symmetric S3 Micro 3508, 120° Symmetric D3 Micro 3508, High Lumen ³ D4 Micro 3508, High Lumen with MicroBaffle ³	0 None ENC Canopy with integrated Enlighted Micro Sensor WSC Canopy with integrated Legrand Wattstopper sensor LAC Canopy with integrated Lutron Athena sensor ZZ Other (please specify)

NOTES & LIMITATIONS

- ¹Optimized Power is not available with Hi-lume 1% EcoSystem (AHO) Power Type.
 - ²VodeNODE enclosure is not available with ELV 1% 2-wire (AH2) Power Type.
 - ³High Lumen (D3) and High Lumen with MicroBaffle (D4) are only available in White Finish (WH).
 - ⁴Sensors, drivers and control units that are integrated into Vode fixtures are discrete components that communicate with network lighting controls. For more information about each network lighting control system, visit the manufacturer's website for additional system information and technical data sheets.
- For general information about network lighting controls, consult the DesignLights Consortium® (DLC) [Networked Lighting Control Qualified Product List](#).

»	
---	--

Finish	Options
WH White	0 None
BL Black	9 9' 18/3 Cord and Plug
	CP Chicago Plenum
	LLLC Luminaire Level Lighting Controls

Standard 5 Year Limited Warranty. See details [here](#). Contact factory for options on Limited Warranties up to 20 years.

Listed to UL standards for damp location by a Nationally Recognized Testing Laboratory (NRTL) recognized by OSHA. Certain limitations exist for each Certification. Contact factory for verification.




Applications

General Interior and Open Office



Micro 3508, 120° Symmetric




Micro 3508, 120° Symmetric

Declare Label

All Vode Lighting linear light fixtures proudly carry the Red List Approved designation.

See [International Living Future Institute](https://www.living-future.org) website for details.



Declare.

Vode Adaptive Architectural Lighting Systems

Vode Lighting LLC

Final Assembly: Sonoma, California, US
Life Expectancy: 10+ Year(s)
End of Life Options: Recyclable (100%)

Ingredients:

Anodized Aluminum (6063-T5 Alloy); Steel; Small Electrical Component (RoHS)¹; Copper; **Fluorinated Ethylene Propylene (masterbatch)**²; Polymethyl methacrylate (PMMA); Stainless Steel; Polyoxymethylene Copolymer (POM); Styrene-butadiene polymer, hydrogenated; Poly(methyl methacrylate/butyl acrylate/styrene) (PMMA/BA/S); Styrene/butadiene copolymer; Distillates; Polypropylene; Calcium carbonate; Polycarbonate; EVA Copolymer; Methyl methacrylate (MMA); Polyphenylene Oxide; Brass; Tin, Organic

¹LBC Temp Exception RL-002 - Small Electrical Components
²LBC Temp Exception RL-023 - Wire Sheathing Subject to NFPA 90A, NFPA 262, UL® 910

Living Building Challenge Criteria: Compliant

I-13 Red List:

<input type="checkbox"/> LBC Red List Free	% Disclosed: 100% at 100ppm
<input checked="" type="checkbox"/> LBC Red List Approved	VOC Content: Not Applicable
<input type="checkbox"/> Declared	

I-10 Interior Performance: Not Applicable
I-14 Responsible Sourcing: Not Applicable

VDE-0001
 EXP. 01 JAN 2025
 Original Issue Date: 2018

MANUFACTURER RESPONSIBLE FOR LABEL ACCURACY
 INTERNATIONAL LIVING FUTURE INSTITUTE™ living-future.org/declare



Structure

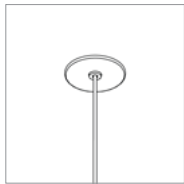
Rail Lengths	24" (610mm) - 144" (3658mm). Modified lengths available. See Rail Length Chart for more details.
Rail Dimensions	1.38" (35mm) x 1.0" (25mm) x length.
Construction	Extruded and machined 6063 aluminum.
Mounting	Ceiling mount to jbox or driver housing.
Cable Length	48" (1220mm) and 96" (2438mm) available. Field adjustable. Non-standard cable lengths available.
System Run Length	24" (610mm) minimum. Unlimited maximum.
Operating Temperature	32°F to 104°F (0°C to 40°C).
Humidity	0-85%, non-condensing.
System Weight	0.25 lbs per foot (0.11 kg per 305mm) Power supply and housing not included.

Materials

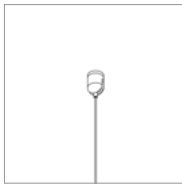
LED Board Construction	Aluminum core PCB, black LCP connectors, RoHS compliant.
Lens	High-impact extruded acrylic glass (PMMA).
Suspension Cable	Ø4mm, 22/4 AWG, TPE jacket, FEP-insulated, Red List Approved.
Power Cable	Ø3mm, 33/2 AWG, Plenum (CMP) rated semi-rigid PVC or FEP, flame tested UL-910, Red List Approved.
Cable Connectors	Unfilled black nylon, rated UL 94 V-0, halogen free, PVC or FEP overmold, RoHS compliant, Red List Approved.
Remote Linear Power Housing	20.7" x 2.375" x 2.53", 0.054" formed Galvanized Steel.
Remote Brick Power Housing	4.32" x 3.37" x .078" Galvanized Steel mounting plate.
Integral Power Housing	extruded and machined 6063 aluminum.
Center Cable Suspension	3/64" aircraft cable.

Mounting Options

Remote Power

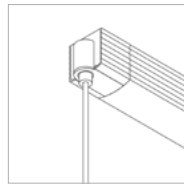


Small Round Canopy
Ø2.5" (51mm)

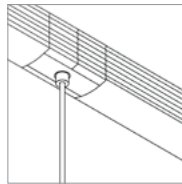


Center Support Cable
108" - 144" Rails Only
Center Support Cable for mounting to T-Bar tile available.

Integral Power (24"-72")

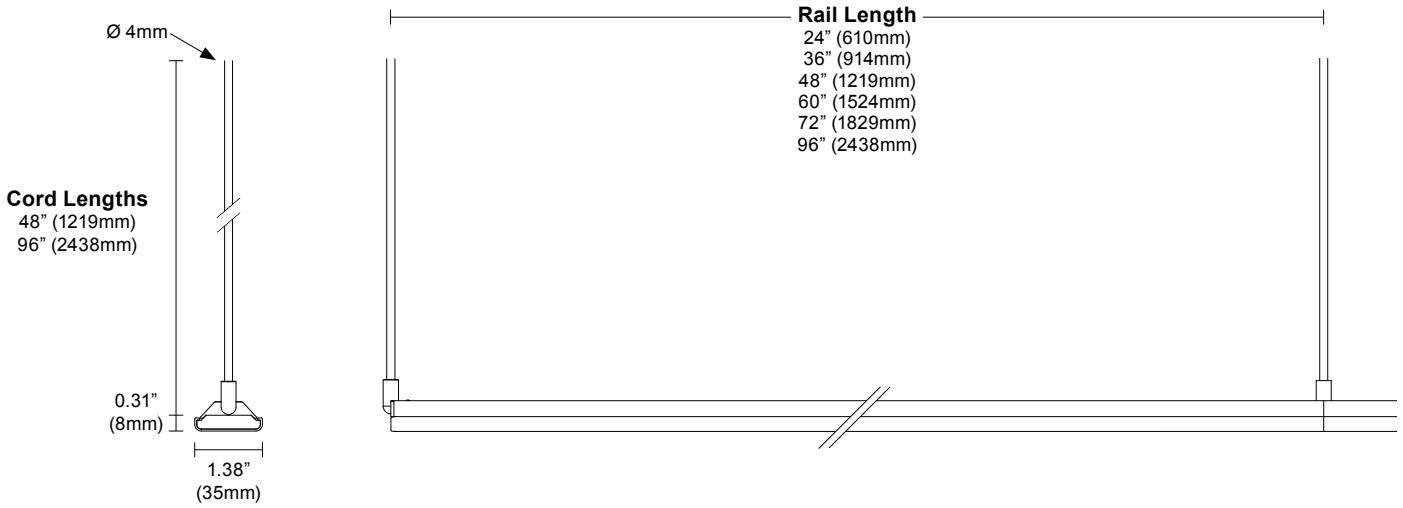


Integral Power (end)
h 1.8" (46mm)
w 1.7" (43mm)

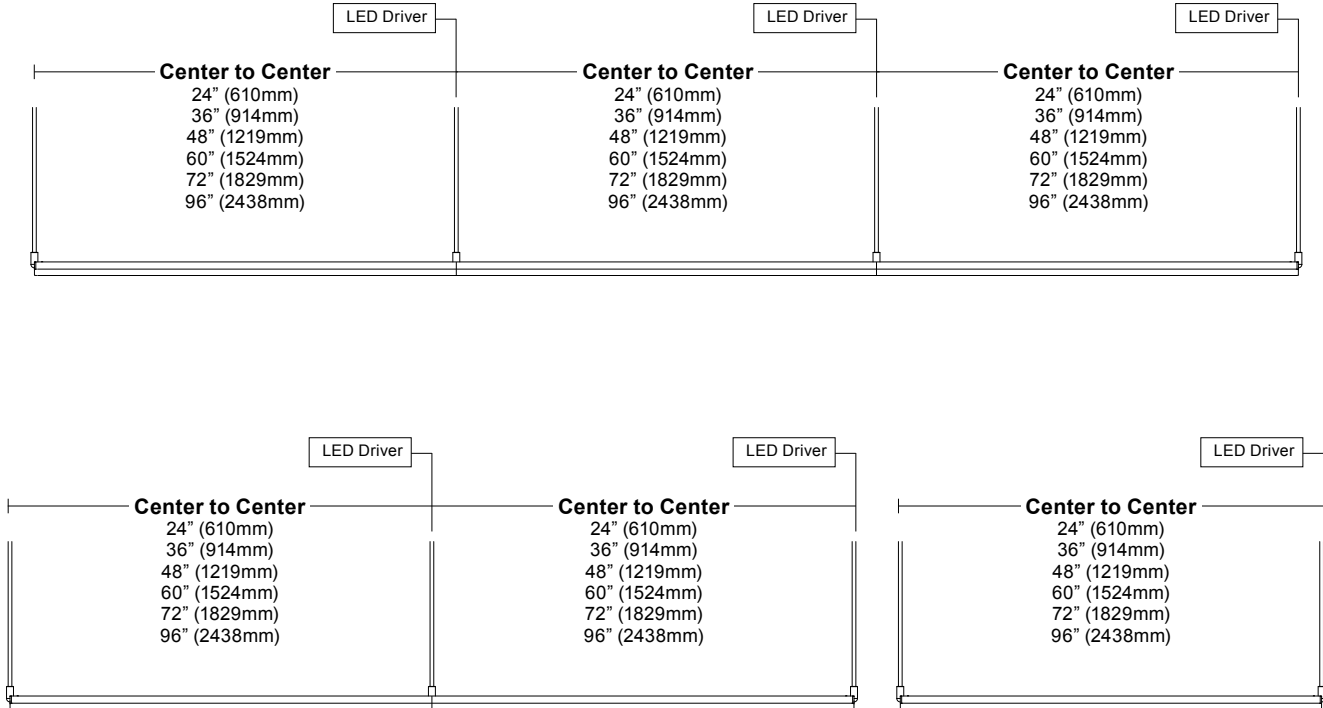


Integral Power (joint)

Dimensions

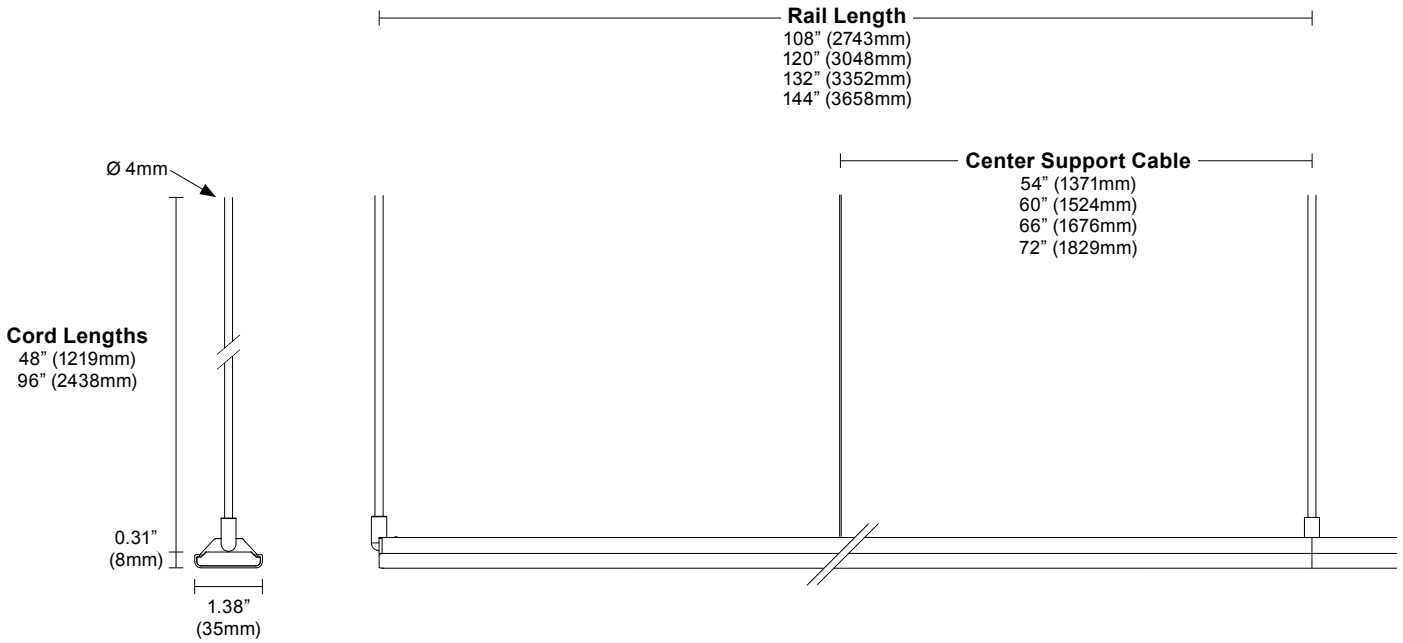


Layout

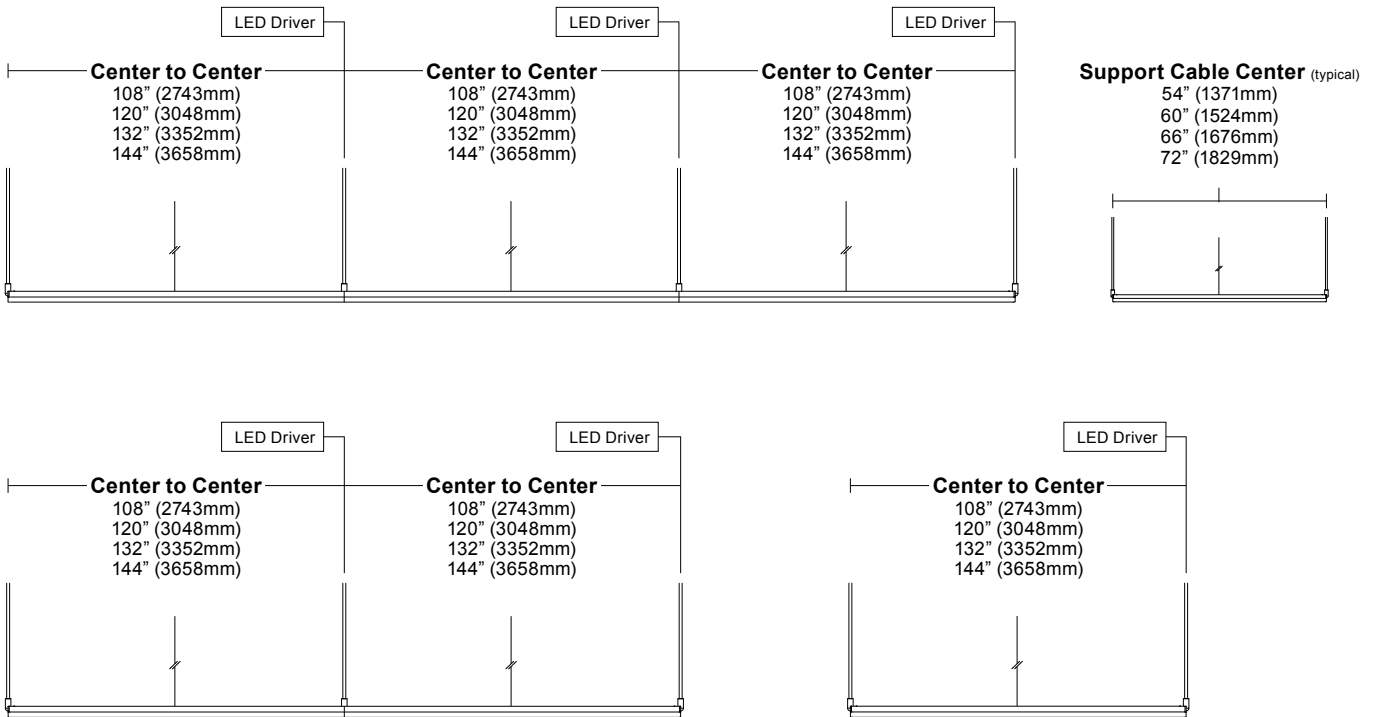


Corner and Shapes Available (Square, Rectangle, L-Shape, U-Shape, ZigZag) [See Guide](#) for details.

Dimensions



Layout



Corner and Shapes Available (Square, Rectangle, L-Shape, U-Shape, ZigZag) [See Guide](#) for details.

vodeCONNECT Sensors

Canopy with integrated sensor




Sensor partners



Integrated canopy sensor layout ¹

1 sensor per fixture. See [vodeCONNECT brochure](#) for more details.

NOTES: 1. Available with Large Round Canopy only.



Compatible sensors



Lutron Athena



Legrand Wattstopper



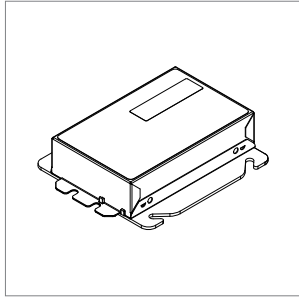
Enlighted Micro Sensor

Power and Controls

Power Type	Class 2 (<60V output) constant current driver.
Dimming Controls	Dimming (0.1%, 1%), 0-10V, DALI, DMX, Hi-lume 1% are available. See Power Guide for details.
Input Voltage	120V - 277V, 50/60hz.
Power Location	Remote power. Maximum remote distance up to 100' (30.5m) depending on driver selection. See Power Guide for details.

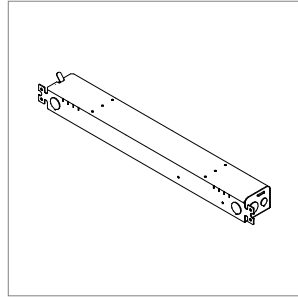
Remote power is locating the power supply away from the fixture. Remote power comes in two housing styles: brick style and linear style. Consult [Power Guide](#) to determine which type you will receive.

Remote Brick Power Housing



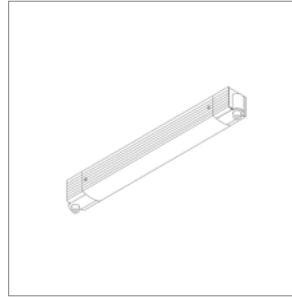
Supplied for some remote power applications. One remote power supply housing is supplied for each rail. Provided driver mounting plate fits standard 4" metal, square J-Boxes with a minimum volume of 21 in³ (J-Box not provided). See [Tech Sheet](#) for details.

Remote Linear Power Housing



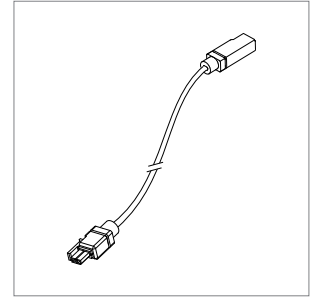
One remote power supply housing is supplied with each power supply. All Vode linear remote drivers come in a 0.054" (0.8mm) formed galvanized steel power supply housing with five (5) knockouts: (4) 1-1/8", (1) 7/8" and (1) 9/16". Accommodates standard linear power supplies. See [Tech Sheet](#) for details.

Integral Power



Houses integral power supply. Direct conduit feed is recommended, but integral power supply housing will mount to any standard North America 4" j-box. Mounts to most surfaces. Blocking is recommended at all arm junctions. See [Tech Sheet](#) for details.

Wire Harness

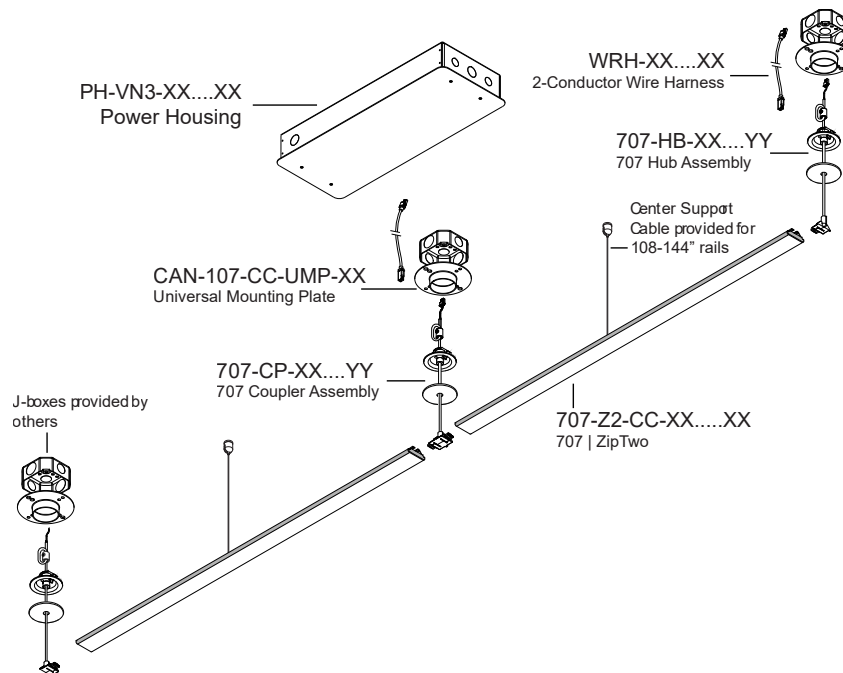


Wire harness connects driver to rail section. Lengths of 10' (3.0m) & 25' (7.6m) with snap-lock connectors for quick and easy installation. Multiple harnesses may be combined for lengths up to 100' (30.5m). See [Tech Sheet](#) for details.

Power and Controls

Flexible 1 to 1 power

For Flexible 1 to 1 Power, Vode supplies one single output driver per fixture, allowing each fixture to be controlled independently. Direct/Indirect fixtures are supplied with two single output drivers, allowing the direct and indirect lighting to be controlled independently. Consult [Power Guide](#) to determine which type you will receive.

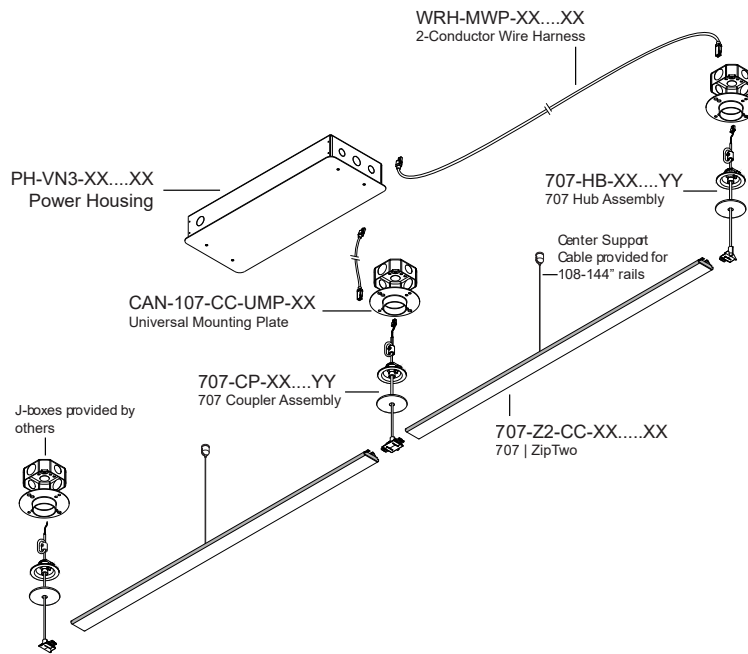


Note: Drawings not to scale, for reference only.

Optimized Power

To optimize power, Vode configures specifications with drivers that have 2 or 4 outputs. Depending on system configurations and power requirements, up to 4 fixtures can be powered from a 4-output driver. Consult [Power Guide](#) to determine which type you will receive.

IMPORTANT: Each fixture will still require individual wire harnesses, as shown below.



Finish

White Finish



White Rail, White Canopy/Integral Power, White Cable

Black Finish




Black Rail, Black Canopy/Integral Power, Black Cable

Note: Drawings not to scale, for reference only.

Performance | Zipper Board Optics

Zipper Board Optics design has 72 diodes per foot (305mm).

Micro 3508, 40° Symmetric, white finish (S1-WH)



L90 >100,000 hours


90 CRI (90min., 96 avg.)

Low Output (LO)	2700K	3000K	3500K	4000K
Efficacy - Lumens per Watt	45	47	48	48
Lumens per foot (305mm)	167	172	175	177
Watts per foot (305mm)	3.8	3.8	4	3.8

Standard Output (SO)	2700K	3000K	3500K	4000K
Efficacy - Lumens per Watt	52	53	54	55
Lumens per foot (305mm)	333	344	351	354
Watts per foot (305mm)	6.6	6.6	6.6	6.6

High Output (HO)	2700K	3000K	3500K	4000K
Efficacy - Lumens per Watt	51	53	54	54
Lumens per foot (305mm)	500	515	526	531
Watts per foot (305mm)	9.9	9.9	9.9	9.9

Micro 3508, 60° Symmetric, white finish (S2-WH)



L90 >100,000 hours

90 CRI (90min., 96 avg.)

Low Output (LO)	2700K	3000K	3500K	4000K
Efficacy - Lumens per Watt	69	71	73	74
Lumens per foot (305mm)	256	264	269	272
Watts per foot (305mm)	3.5	3.5	3.5	3.5

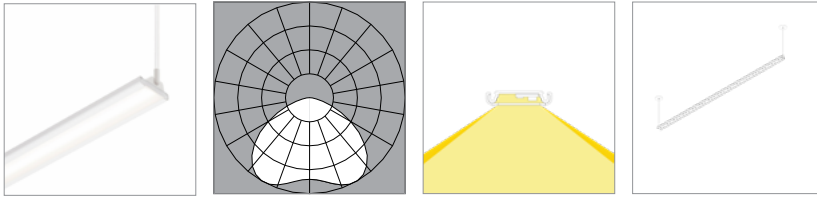
Standard Output (SO)	2700K	3000K	3500K	4000K
Efficacy - Lumens per Watt	79	81	83	84
Lumens per foot (305mm)	512	528	539	544
Watts per foot (305mm)	6.0	6.0	6.0	6.0

High Output (HO)	2700K	3000K	3500K	4000K
Efficacy - Lumens per Watt	78	81	82	83
Lumens per foot (305mm)	768	792	808	816
Watts per foot (305mm)	12.3	12.3	12.3	12.3

Performance | Zipper Board Optics

Zipper Board Optics design has 72 diodes per foot (305mm).

Micro 3508, 120° Symmetric, white finish (S3-WH)



L90 >100,000 hours


90 CRI (90min., 96 avg.)

Low Output (LO)	2700K	3000K	3500K	4000K
Efficacy - Lumens per Watt	99	103	105	106
Lumens per foot (305mm)	368	380	388	391
Watts per foot (305mm)	3.8	3.8	3.8	3.8

Standard Output (SO)	2700K	3000K	3500K	4000K
Efficacy - Lumens per Watt	113	117	119	121
Lumens per foot (305mm)	736	760	775	783
Watts per foot (305mm)	6.6	6.6	6.6	6.6

High Output (HO)	2700K	3000K	3500K	4000K
Efficacy - Lumens per Watt	112	116	118	119
Lumens per foot (305mm)	1105	1139	1163	1174
Watts per foot (305mm)	9.9	9.9	9.9	9.9

Micro 3508, 85° Asymmetric, white finish (A1-WH)



L90 >100,000 hours

90 CRI (90min., 96 avg.)

Low Output (LO)	2700K	3000K	3500K	4000K
Efficacy - Lumens per Watt	55	57	58	58
Lumens per foot (305mm)	203	209	214	216
Watts per foot (305mm)	3.8	3.8	3.8	3.8

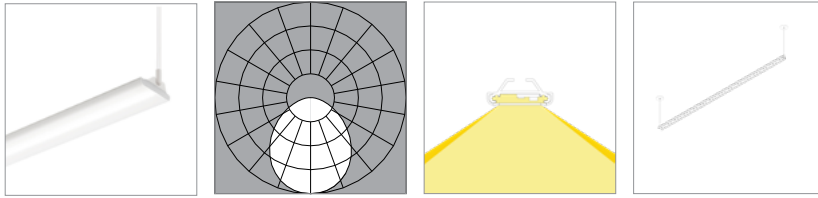
Standard Output (SO)	2700K	3000K	3500K	4000K
Efficacy - Lumens per Watt	63	65	66	67
Lumens per foot (305mm)	406	419	427	432
Watts per foot (305mm)	6.5	6.5	6.5	6.5

High Output (HO)	2700K	3000K	3500K	4000K
Efficacy - Lumens per Watt	62	64	65	66
Lumens per foot (305mm)	609	628	641	648
Watts per foot (305mm)	9.9	9.9	9.9	9.9

Performance | Zipper Board Optics

Zipper Board Optics design has 72 diodes per foot (305mm).

Micro 3508, High Lumen, white finish (D3-WH)



L90 >100,000 hours

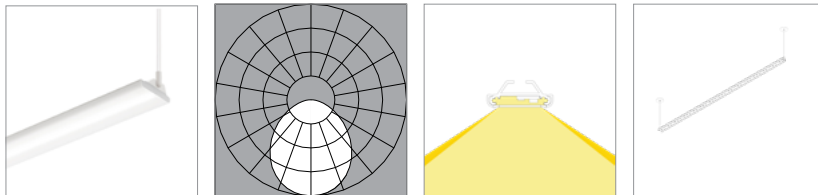
90 CRI (90min., 96 avg.)

Low Output (LO)	2700K	3000K	3500K	4000K
Efficacy - Lumens per Watt	112	115	118	119
Lumens per foot (305mm)	415	428	437	441
Watts per foot (305mm)	3.8	3.8	3.8	3.8

Standard Output (SO)	2700K	3000K	3500K	4000K
Efficacy - Lumens per Watt	127	131	134	135
Lumens per foot (305mm)	829	856	873	882
Watts per foot (305mm)	6.6	6.6	6.6	6.6

High Output (HO)	2700K	3000K	3500K	4000K
Efficacy - Lumens per Watt	126	130	133	134
Lumens per foot (305mm)	1244	1284	1310	1323
Watts per foot (305mm)	9.9	9.9	9.9	9.9

Micro 3508, High Lumen with MicroBaffle, white finish (D4-WH)



L90 >100,000 hours

90 CRI (90min., 96 avg.)

Low Output (LO)	2700K	3000K	3500K	4000K
Efficacy - Lumens per Watt	100	103	105	106
Lumens per foot (305mm)	369	381	389	393
Watts per foot (305mm)	3.8	3.8	3.8	3.8


Standard Output (SO)	2700K	3000K	3500K	4000K
Efficacy - Lumens per Watt	114	117	120	121
Lumens per foot (305mm)	739	762	777	785
Watts per foot (305mm)	6.6	6.6	6.6	6.6

High Output (HO)	2700K	3000K	3500K	4000K
Efficacy - Lumens per Watt	113	116	118	120
Lumens per foot (305mm)	1108	1143	1166	1178
Watts per foot (305mm)	9.9	9.9	9.9	9.9

Performance | Zipper Board Optics

Zipper Board Optics design has 72 diodes per foot (305mm).

Micro 3508, 40° Symmetric, black finish (S1-BL)



L90 >100,000 hours


90 CRI (90min., 96 avg.)

Low Output (LO)	2700K	3000K	3500K	4000K
Efficacy - Lumens per Watt	33	34	34	35
Lumens per foot (305mm)	120	123	126	127
Watts per foot (305mm)	3.8	3.8	3.8	3.8

Standard Output (SO)	2700K	3000K	3500K	4000K
Efficacy - Lumens per Watt	37	38	39	39
Lumens per foot (305mm)	239	247	252	254
Watts per foot (305mm)	6.6	6.6	6.6	6.6

High Output (HO)	2700K	3000K	3500K	4000K
Efficacy - Lumens per Watt	37	38	39	39
Lumens per foot (305mm)	359	370	378	382
Watts per foot (305mm)	9.9	9.9	9.9	9.9

Micro 3508, 60° Symmetric, black finish (S2-BL)



L90 >100,000 hours

90 CRI (90min., 96 avg.)

Low Output (LO)	2700K	3000K	3500K	4000K
Efficacy - Lumens per Watt	46	48	49	49
Lumens per foot (305mm)	171	176	180	181
Watts per foot (305mm)	3.8	3.8	3.8	3.8

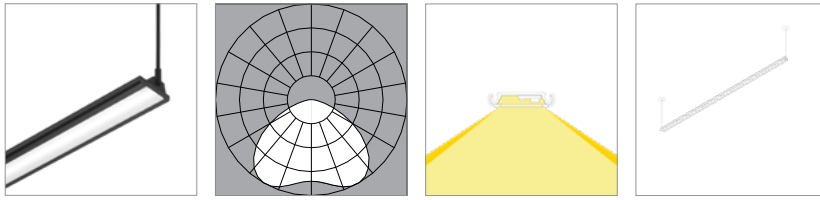
Standard Output (SO)	2700K	3000K	3500K	4000K
Efficacy - Lumens per Watt	53	55	56	56
Lumens per foot (305mm)	341	352	359	363
Watts per foot (305mm)	6.5	6.5	6.5	6.5

High Output (HO)	2700K	3000K	3500K	4000K
Efficacy - Lumens per Watt	52	54	55	56
Lumens per foot (305mm)	512	528	539	544
Watts per foot (305mm)	9.9	9.9	9.9	9.9

Performance | Zipper Board Optics

Zipper Board Optics design has 72 diodes per foot (305mm).

Micro 3508, 120° Symmetric, black finish (S3-BL)



L90 >100,000 hours

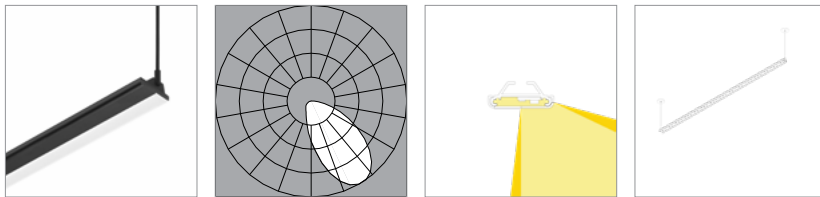
90 CRI (90min., 96 avg.)

Low Output (LO)	2700K	3000K	3500K	4000K
Efficacy - Lumens per Watt	88	91	93	94
Lumens per foot (305mm)	357	369	376	380
Watts per foot (305mm)	4.1	4.1	4.1	4.1

Standard Output (SO)	2700K	3000K	3500K	4000K
Efficacy - Lumens per Watt	110	113	116	117
Lumens per foot (305mm)	715	737	752	760
Watts per foot (305mm)	6.6	6.6	6.6	6.6

High Output (HO)	2700K	3000K	3500K	4000K
Efficacy - Lumens per Watt	109	112	115	116
Lumens per foot (305mm)	1072	1106	1128	1140
Watts per foot (305mm)	9.9	9.9	9.9	9.9

Micro 3508, 85° Asymmetric, black finish (A1-BL)



L90 >100,000 hours

90 CRI (90min., 96 avg.)

Low Output (LO)	2700K	3000K	3500K	4000K
Efficacy - Lumens per Watt	31	32	32	33
Lumens per foot (305mm)	113	116	119	120
Watts per foot (305mm)	3.8	3.8	3.8	3.8

Standard Output (SO)	2700K	3000K	3500K	4000K
Efficacy - Lumens per Watt	35	36	37	37
Lumens per foot (305mm)	226	233	238	240
Watts per foot (305mm)	6.6	6.6	6.6	6.6

High Output (HO)	2700K	3000K	3500K	4000K
Efficacy - Lumens per Watt	35	36	37	37
Lumens per foot (305mm)	339	349	357	360
Watts per foot (305mm)	9.9	9.9	9.9	9.9

Copyright © 2025 Vode Lighting LLC. All rights reserved. Vode, the Vode logo, BoxRail, FlyWing, MicroBaffle, Button Board, Zipper Board, Zero Canopy, Zero Block, VodeNODE and other names are either registered trademarks or trademarks of Vode Lighting LLC in the United States and may be registered in other countries. All other trademarks listed herein belong to their respective owners. Due to ongoing innovation, specification details may change without notice.