



Spec Guide

ZipWave | Wall Cove | 707



Wall cove lighting system for wall wash and grazing applications.



ZipWave: indirect cove light.

Benefits & Features

Perfect Light Distribution

Optimized distribution, no tuning necessary. Designed for Armstrong® AXIOM® Indirect Light Coves and site-built coves.

Superior Light Quality with High Efficiency

Output up to 1666 lm/ft (5465 lm/m) (HO), 132 lm/W (SO). 90 CRI & tunable white (2200K-6500K) available.

Easy Installation, Minimal Electrical Circuits

Simply drops into cove with no tools required. Plug & play integral power and control circuits provided. Up to 533' can be powered with one 277v feed.

Better Beam Performance

EdgeSoft™ lens for soft distribution down wall surface without reflected diode image.



Quick Connect Cables.



Fixture installed in AXIOM Classic-Edge cove

Build Your Specification

707-Z9	SL				0
--------	----	--	--	--	---

System & Rail Type	System Type	System Length	Rail Length	Mounting	Arm/Cord Length
707-Z9 ZipWave	SL Standard Linear	Specify overall system length in ft/in or M/mm.	24 24" (610mm) 36 36" (914mm) 48 48" (1219mm) 60 60" (1524mm) 72 72" (1829mm) 96 96" (2438mm) ZZ Other rail length or layout (please specify)	EW Engineered Wall Cove AW Armstrong® Wall Cove ZZ Other (please specify)	0 None

See [Rail Length Chart](#) for more details.

⚠ Custom lengths may result in light gaps on the fixture. See [Rail Length Chart](#) for more details.

IP				Z
----	--	--	--	---

Power Location	Power Type	Voltage	Emergency Power	LED Type
IP Integral Power	Integral Power AE 0-10V, 1.0% Dimming AT 0-10V, 0.1% Dimming AD DALI, 0.1% Dimming AX DMX, 100-0% Dimming AH Hi-lume 1% EcoSystem, Soft On / Fade to Black Technology, LDE ¹ AH2 ELV 1% 2-wire (Forward and Reverse Phase)	1 120v 2 120v-277v X Not Yet Specified	0 No Emergency Power ZZ Emergency Power (specify requirements)	Z Zipper Board ZZ Other (please specify)

See [Power Guide](#) for driver features & limitations.

		C1		AL	
--	--	----	--	----	--

Lumen Output	Color Temperature	Optics	Sensors	Finish	Options
LO Low Output SO Standard Output HO High Output ZZ Other (please specify) See IES Files page for details. See Power Guide for driver features & limitations.	90+ CRI 27 2700K 30 3000K 35 3500K 40 4000K ZZ Tunable White Available See Guide for details	C1 Clear with EdgeSoft™	0 None ZZ Sensor (specify requirements)	AL Clear Anodized	0 None



Jumper Cables Sold Separately:

Vode offers a 2' (Part Number: PWH-707-Z9-24-MF-WJ) or 6' (Part Number: PWH-707-Z9-72-MF-WJ) jumper for corner installations. Please indicate on your order the type and quantity required.

Standard 5 Year Limited Warranty. See details [here](#). Contact factory for options on Limited Warranties up to 20 years.

Listed to UL standards for damp location by a Nationally Recognized Testing Laboratory (NRTL) recognized by OSHA. Certain limitations exist for each Certification. Contact factory for verification.



Applications

General Interior and Open Office



Airbnb 650 Townsend, San Francisco, CA




BioMed Center New England, Providence, RI

Declare Label

All Vode Lighting linear light fixtures proudly carry the Red List Approved designation.

See [International Living Future Institute](https://www.livingfuture.org/declare) website for details.



Declare.

Vode Adaptive Architectural Lighting Systems

Vode Lighting LLC

Final Assembly: Sonoma, California, US
Life Expectancy: 10+ Year(s)
End of Life Options: Recyclable (100%)

Ingredients:

Anodized Aluminum (6063-T5 Alloy); Steel; Small Electrical Component (RoHS)¹; Copper; **Fluorinated Ethylene Propylene (masterbatch)**²; Polymethyl methacrylate (PMMA); Stainless Steel; Polyoxymethylene Copolymer (POM); Styrene-butadiene polymer, hydrogenated; Poly(methyl methacrylate/butyl acrylate/styrene) (PMMA/BA/S); Styrene/butadiene copolymer; Distillates; Polypropylene; Calcium carbonate; Polycarbonate; EVA Copolymer; Methyl methacrylate (MMA); Polyphenylene Oxide; Brass; Tin, Organic

¹LBC Temp Exception RL-002 - Small Electrical Components
²LBC Temp Exception RL-023 - Wire Sheathing Subject to NFPA 90A, NFPA 262, UL® 910

Living Building Challenge Criteria: Compliant

I-13 Red List:

<input type="checkbox"/> LBC Red List Free	% Disclosed: 100% at 100ppm
<input checked="" type="checkbox"/> LBC Red List Approved	VOC Content: Not Applicable
<input type="checkbox"/> Declared	

I-10 Interior Performance: Not Applicable
I-14 Responsible Sourcing: Not Applicable

VDE-0001
 EXP. 01 JAN 2025
 Original Issue Date: 2018

MANUFACTURER RESPONSIBLE FOR LABEL ACCURACY
 INTERNATIONAL LIVING FUTURE INSTITUTE™ [living-future.org/declare](https://www.living-future.org/declare)



Applications

Vode supplies ZipWave cove product only. Armstrong cove products supplied by Armstrong.

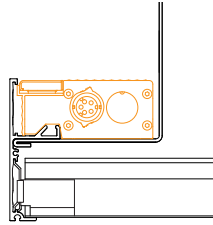
Armstrong® AXIOM® Indirect Light Cove, Ceiling-to-Wall

ZipWave perfectly integrates into Armstrong AXIOM Indirect Light Coves and Field Coves to provide seamless light quality in office, hospitality, civic and retail applications.

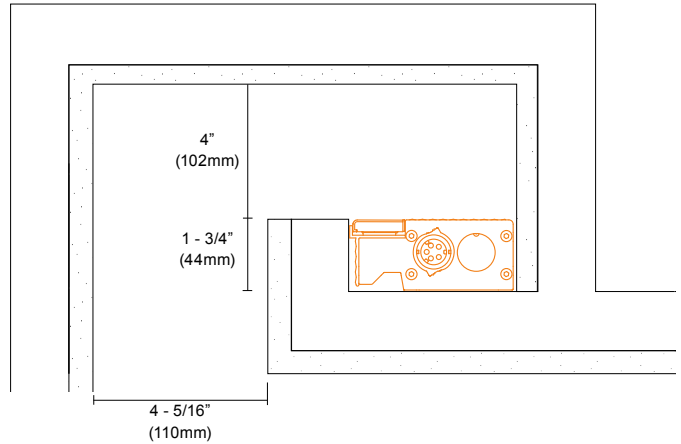
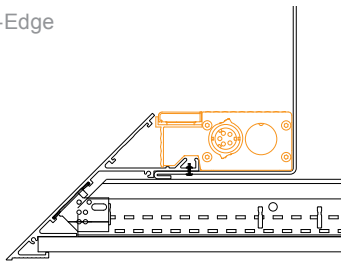
Engineered or Site-built Wall Cove

ZipWave can easily be placed into a wide variety of engineered commercial lighting coves and site-built coves. Up to 533 feet (162m) of Low Output fixtures can be powered by a single 277v power feed.

Classic-Edge



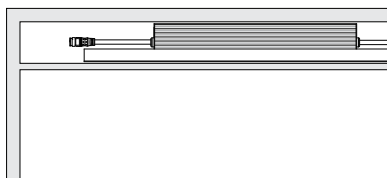
Knife-Edge



Corner Layout

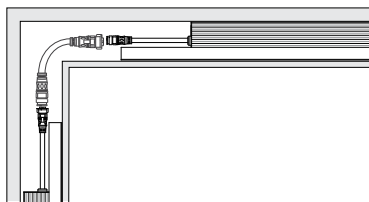
Single Row End

3-6"
(76-152mm)



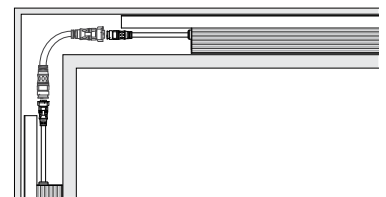
Inside Corner

3-6"
(76-152mm)



Outside Corner

0-6"
(0-152mm)



Jumper Cables Sold Separately:

Vode offers a 2' (Part Number: PWH-707-Z9-24-MF-WJ) or 6' (Part Number: PWH-707-Z9-72-MF-WJ) jumper for corner installations. Please indicate on your order the type and quantity required.


Structure

Rail Lengths	24" (610mm) - 96" (2438mm). 3Modified lengths available. See Rail Length Chart for more details.
Rail Dimensions	1.6" (41mm) x 3.8" (97mm) x length.
Construction	Extruded and machined 6063 aluminum.
Mounting	Integral power housing compatible with Armstrong AXIOM Indirect Light Coves, and Field Coves, engineered and site-built coves.
System Run Length	24" (610mm) minimum. Unlimited maximum.
Operating Temperature	32°F to 104°F (0°C to 40°C).
Humidity	0-95%, non-condensing.
Weight	1.1 lbs per ft (0.50kg per 305mm). Weight will vary slightly due to driver selection.

Materials

LED Board Construction	Aluminum core PCB, black LCP connectors, RoHS compliant.
Lens	High-impact extruded acrylic glass (PMMA).
Cable	Ø8mm, 6 wire, UL21388, Mylar Black with UV resistant PVC jacket.

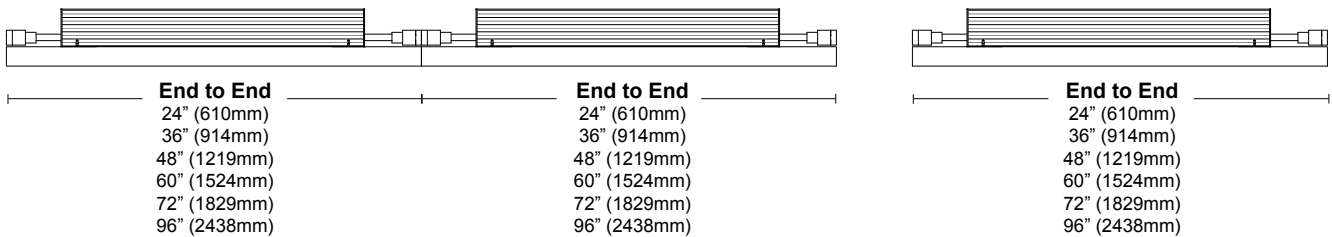

Dimensions



Rail Length

- 24" (610mm)
- 36" (914mm)
- 48" (1219mm)
- 60" (1524mm)
- 72" (1829mm)
- 96" (2438mm)

Layout



System Length per Power Feed

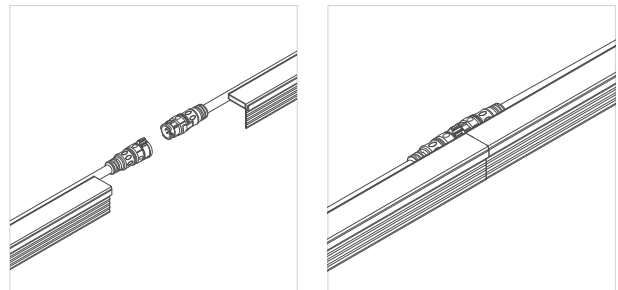
24" - 72" Rail Lengths

Input Voltage	Output		
	LO	SO	HO
120	267' (81m)	134' (40m)	67' (20m)
277	615' (187m)	308' (93m)	154' (46m)

96" Rail Lengths (any system that contains at least one 96" rail)

Input Voltage	Output		
	LO	SO	HO
120	209' (63m)	107' (32m)	54' (16m)
277	481' (146m)	247' (75m)	124' (37m)

Quick Connect Cables



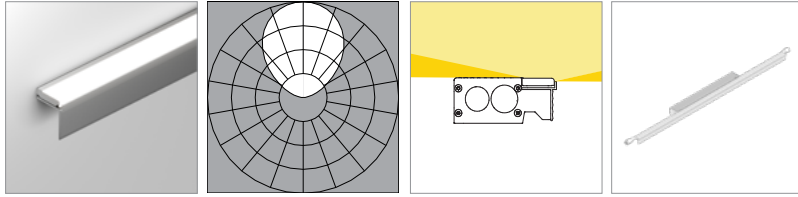
Power and Controls

Power Type	Class 2 (<60V output) constant current driver.
Controls	Dimming (0.1%, 1%), 0-10V, DALI, DMX, Hi-lume 1% are available. See Power Guide for details.
Input Voltage	120V - 277V, 50/60hz.
Power Location	Integral power only. Power cable is 27" (686mm) with 7.875" (200mm) male-male jumper.

Performance | Zipper Board Optics

Zipper Board Optics design has 72 diodes per foot (305mm).

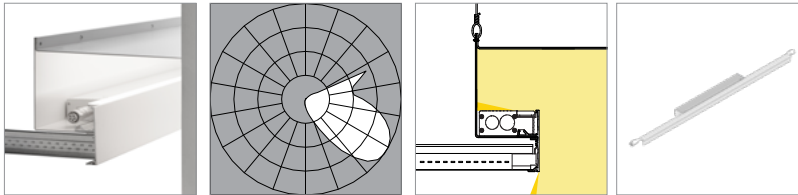
Clear with EdgeSoft (C1), fixture only



L80 >60,000 hours

	80 CRI (80min., 84 avg.)				90 CRI (90min., 96 avg.)			
	2700K	3000K	3500K	4000K	2700K	3000K	3500K	4000K
Low Output (LO)								
Efficacy - Lumens per Watt	101	104	106	108	87	90	91	95
Lumens per foot (305mm)	407	420	429	437	351	362	370	377
Watts per foot (305mm)	4.1	4.1	4.1	4.1	4.1	4.1	4.1	4.1
Standard Output (SO)								
Efficacy - Lumens per Watt	123	127	129	132	106	109	112	116
Lumens per foot (305mm)	815	840	858	875	702	724	739	754
Watts per foot (305mm)	6.7	6.7	6.7	6.7	6.7	6.7	6.7	6.7
High Output (HO)								
Efficacy - Lumens per Watt	116	119	122	124	100	103	105	109
Lumens per foot (305mm)	1551	1600	1633	1666	1337	1380	1408	1436
Watts per foot (305mm)	13.5	13.5	13.5	13.5	13.5	13.5	13.5	13.5

Clear with EdgeSoft (C1), in cove¹



L80 >60,000 hours

	80 CRI (80min., 84 avg.)				90 CRI (90min., 96 avg.)			
	2700K	3000K	3500K	4000K	2700K	3000K	3500K	4000K
Low Output (LO)								
Efficacy - Lumens per Watt	53	55	56	57	46	47	48	49
Lumens per foot (305mm)	213	220	224	229	184	189	193	197
Watts per foot (305mm)	4.1	4.1	4.1	4.1	4.1	4.1	4.1	4.1
Standard Output (SO)								
Efficacy - Lumens per Watt	64	66	68	69	56	57	59	60
Lumens per foot (305mm)	426	439	448	457	367	379	386	394
Watts per foot (305mm)	6.7	6.7	6.7	6.7	6.7	6.7	6.7	6.7
High Output (HO)								
Efficacy - Lumens per Watt	61	62	64	65	52	54	55	56
Lumens per foot (305mm)	809	835	852	869	698	720	734	749
Watts per foot (305mm)	13.5	13.5	13.5	13.5	13.5	13.5	13.5	13.5

NOTES & LIMITATIONS

¹Based on testing 4' rail section placed inside 4' cove section of an Armstrong AXIOM Indirect Light Cove, classic profile. Lumen measurement complies with IES-LM-79-08 testing procedures.

Copyright © 2025 Vode Lighting LLC. All rights reserved. Vode, the Vode logo, BoxRail, FlyWing, MicroBaffle, Button Board, Zipper Board, Zero Canopy, Zero Block, VodeNODE and other names are either registered trademarks or trademarks of Vode Lighting LLC in the United States and may be registered in other countries. All other trademarks listed herein belong to their respective owners. Due to ongoing innovation, specification details may change without notice.