



Barely There,
Illumination with Care

Low Glare.

Vode is making low glare easy—
because it should be.



Contents.

3	Introduction: Why Care about Glare?
4	Barely There, Illumination with Care
5	The WELL Light Concept
6	WELL v2.0 Compliant Vode Products

Why Care about Glare?



Eyestrain, visual discomfort & increased light sensitivity



Reduced workplace productivity due to distraction & discomfort



Decline in mental health & wellbeing due to repeated exposure



Loss of visual acuity, resulting in risk to overall health & safety

Glare occurs when excessive brightness, harsh contrast, or an overwhelming quantity of light interferes with visual comfort and clarity.

Vode's Low Glare mission is designed to tackle these concerns head-on by introducing lighting solutions that minimize glare while maintaining high-quality illumination.

This initiative focuses on creating environments that are both visually comfortable and aesthetically pleasing, ensuring that light enhances rather than hinders the experience of any space.

Through careful design and innovative technology, Vode is committed to delivering low glare lighting that balances functionality with well-being.

Barely There, **Illumination with Care.**

Vode's offerings continue to set the standard, blending innovation with the trusted quality that designers and architects have come to rely on. Our products include existing lighting solutions and optics that are not only industry favorites but also expertly engineered to offer superior glare control within a small aperture.

This commitment to reducing glare extends to our latest development - the extension of designer-favorite, ZipTwo, now featuring five brand new optics. By integrating these advanced optics, ZipTwo offers even greater versatility, ensuring beautifully illuminated spaces where both visual comfort and design excellence are prioritized.




BoxRail

107, 117, 207, 907




DoubleBox

107



Nexa

807



ZipTwo | Square 3535

707

"The WELL Light Concept
...aims to create lighting environments that promote visual, mental and biological health."

The International Well Building Institute



At Vode, we prioritize the Well Building Standard by the International WELL Building Institute because we believe that lighting should contribute to the health and well-being of those who occupy a space. The WELL Building Standard emphasizes the importance of creating environments that promote physical and mental health, and lighting plays a crucial role in this.

One key aspect of this is the Unified Glare Rating (UGR), which measures the level of glare experienced by occupants. A lower UGR rating indicates less discomfort, leading to a more comfortable environment. By carefully considering UGR ratings, Vode ensures that lighting solutions meet, and exceed expectations for occupant comfort and well-being.

WELL v2.0 Compliant ZipTwo | 707

How to Specify Low Glare

See [Power Guide](#) for driver features & limitations.

ZipTwo | Square 3535 | Low Glare | 707

LED Type: Z Zipper Board

Lumen Output: LO Low Output, SO Standard Output, HO High Output, ZZ Other (please specify)

Color Temperature: 80+ CRI, 27 2700K, 30 3000K, 35 3500K, 40 4000K, 90+ CRI, 279 2700K, 309 3000K, 359 3500K, 409 4000K, ZZ Tunable White Available

Optics: Low Glare, BAGB Asymmetric Wallwash Graphite Baffle, BAWB Asymmetric Wallwash White Baffle, B1GB 25° Symmetric Graphite Baffle, B1WB 25° Symmetric White Baffle, B2GB 60° Symmetric Graphite Baffle, B2WB 60° Symmetric White Baffle, B3GB 120° Diffuse Graphite Baffle, B3WB 120° Diffuse White Baffle, B4GB Bisymmetric Graphite Baffle, B4WB Bisymmetric White Baffle

Sensors: 0 None, ZZ Other (please specify)

Finish: WH White, BL Black


Options: 0 None, 9 9' 18/3 Cord and Plug

NOTES & LIMITATIONS: Mounting type available with Chicago Plenum, Custom modification available for Chicago Plenum, Optimized Power is not available with Hi-Lume 1% EcoSystem (AHQ) Power Type, VodeNODD enclosure is not available with ELV 1% 2-wire (AH2) Power Type, Sensors are available please contact Vode for more information.

Listed to UL standards for damp location by a Nationally Recognized Testing Laboratory (NRTL) recognized by OSHA. Certain limitations exist for each Certification. Contact factory for verification.

ZipTwo® | Square 3535 | Low Glare | 707 • Page 2 of 15

Copyright © 2024 Vode Lighting LLC | All rights reserved | 21684 8th Street East, Suite 700, Sonoma, CA 95476 | 707-996-9898



ZipTwo | Square 3535 | Low Glare | 707

Product	System	Spec Code	Mounting	Optic	Output	CRI	UGR	Luminance cd/m2 at any angle between 45 and 90 degrees from nadir
ZipTwo	707	707-Z2-01-Z-LO-359-B1GB-BL	Surface	25 deg Graphite Baffle Black Finish	Low Output	90	2.7	<6,000 cd/m2
ZipTwo	707	707-Z2-01-Z-SO-359-B1GB-BL	Surface	25 deg Graphite Baffle Black Finish	Standard Output	90	5.1	<6,000 cd/m2
ZipTwo	707	707-Z2-01-Z-HO-359-B1GB-BL	Surface	25 deg Graphite Baffle Black Finish	High Output	90	7.4	<6,000 cd/m2
ZipTwo	707	707-Z2-01-Z-LO-359-B1GB-WH	Surface	25 deg Graphite Baffle White Finish	Low Output	90	10.5	<6,000 cd/m2
ZipTwo	707	707-Z2-01-Z-SO-359-B1GB-WH	Surface	25 deg Graphite Baffle White Finish	Standard Output	90	12.9	<6,000 cd/m2
ZipTwo	707	707-Z2-01-Z-HO-359-B1GB-WH	Surface	25 deg Graphite Baffle White Finish	High Output	90	15.2	<6,000 cd/m2
ZipTwo	707	707-Z2-01-Z-LO-359-B1WB-WH	Surface	25 deg White Baffle White Finish	Low Output	90	16.7	<6,000 cd/m2

WELL v2.0 Compliant ZipTwo | 707

Product	System	Spec Code	Mounting	Optic	Output	CRI	UGR	Luminance cd/m ² at any angle between 45 and 90 degrees from nadir
ZipTwo	707	707-Z2-01-Z-SO-359-B1WB-WH	Surface	25 deg White Baffle White Finish	Standard Output	90	19.1	>6,000 cd/m ²
ZipTwo	707	707-Z2-01-Z-HO-359-B1WB-WH	Surface	25 deg White Baffle White Finish	High Output	90	21.4	>6,000 cd/m ²
ZipTwo	707	707-Z2-01-Z-LO-359-B2GB-BL	Surface	60 deg Graphite Baffle Black Finish	Low Output	90	3.2	<6,000 cd/m ²
ZipTwo	707	707-Z2-01-Z-SO-359-B2GB-BL	Surface	60 deg Graphite Baffle Black Finish	Standard Output	90	5.6	<6,000 cd/m ²
ZipTwo	707	707-Z2-01-Z-HO-359-B2GB-BL	Surface	60 deg Graphite Baffle Black Finish	High Output	90	7.8	<6,000 cd/m ²
ZipTwo	707	707-Z2-01-Z-LO-359-B2GB-WH	Surface	60 deg Graphite Baffle White Finish	Low Output	90	12.4	<6,000 cd/m ²
ZipTwo	707	707-Z2-01-Z-SO-359-B2GB-WH	Surface	60 deg Graphite Baffle White Finish	Standard Output	90	14.8	<6,000 cd/m ²
ZipTwo	707	707-Z2-01-Z-HO-359-B2GB-WH	Surface	60 deg Graphite Baffle White Finish	High Output	90	17	>6,000 cd/m ²
ZipTwo	707	707-Z2-01-Z-LO-359-B2WB-WH	Surface	60 deg White Baffle White Finish	Low Output	90	16.9	<6,000 cd/m ²
ZipTwo	707	707-Z2-01-Z-SO-359-B2WB-WH	Surface	60 deg White Baffle White Finish	Standard Output	90	19.3	>6,000 cd/m ²
ZipTwo	707	707-Z2-01-Z-HO-359-B2WB-WH	Surface	60 deg White Baffle White Finish	High Output	90	21.5	>6,000 cd/m ²
ZipTwo	707	707-Z2-01-Z-LO-359-B3GB-BL	Surface	120 deg Graphite Baffle Black Finish	Low Output	90	6.7	<6,000 cd/m ²
ZipTwo	707	707-Z2-01-Z-SO-359-B3GB-BL	Surface	120 deg Graphite Baffle Black Finish	Standard Output	90	9.1	<6,000 cd/m ²
ZipTwo	707	707-Z2-01-Z-HO-359-B3GB-BL	Surface	120 deg Graphite Baffle Black Finish	High Output	90	11.4	<6,000 cd/m ²
ZipTwo	707	707-Z2-01-Z-LO-359-B3GB-WH	Surface	120 deg Graphite Baffle White Finish	Low Output	90	12.1	<6,000 cd/m ²
ZipTwo	707	707-Z2-01-Z-SO-359-B3GB-WH	Surface	120 deg Graphite Baffle White Finish	Standard Output	90	14.5	<6,000 cd/m ²

WELL v2.0 Compliant ZipTwo | 707

Product	System	Spec Code	Mounting	Optic	Output	CRI	UGR	Luminance cd/m ² at any angle between 45 and 90 degrees from nadir
ZipTwo	707	707-Z2-01-Z-HO-359-B3GB-WH	Surface	120 deg Graphite Baffle White Finish	High Output	90	16.7	<6,000 cd/m ²
ZipTwo	707	707-Z2-01-Z-LO-359-B3WB-WH	Surface	120 deg White Baffle White Finish	Low Output	90	17.7	<6,000 cd/m ²
ZipTwo	707	707-Z2-01-Z-SO-359-B3WB-WH	Surface	120 deg White Baffle White Finish	Standard Output	90	20.1	>6,000 cd/m ²
ZipTwo	707	707-Z2-01-Z-HO-359-B3WB-WH	Surface	120 deg White Baffle White Finish	High Output	90	22.3	>6,000 cd/m ²
ZipTwo	707	707-Z2-01-Z-LO-359-B4GB-BL	Surface	Bisymmetric Graphite Baffle Black Finish	Low Output	90	4.1	<6,000 cd/m ²
ZipTwo	707	707-Z2-01-Z-SO-359-B4GB-BL	Surface	Bisymmetric Graphite Baffle Black Finish	Standard Output	90	5.9	<6,000 cd/m ²
ZipTwo	707	707-Z2-01-Z-HO-359-B4GB-BL	Surface	Bisymmetric Graphite Baffle Black Finish	High Output	90	8.2	<6,000 cd/m ²
ZipTwo	707	707-Z2-01-Z-LO-359-B4GB-WH	Surface	Bisymmetric Graphite Baffle White Finish	Low Output	90	10.8	<6,000 cd/m ²
ZipTwo	707	707-Z2-01-Z-SO-359-B4GB-WH	Surface	Bisymmetric Graphite Baffle White Finish	Standard Output	90	13.2	<6,000 cd/m ²
ZipTwo	707	707-Z2-01-Z-HO-359-B4GB-WH	Surface	Bisymmetric Graphite Baffle White Finish	High Output	90	15.4	<6,000 cd/m ²
ZipTwo	707	707-Z2-01-Z-LO-359-B4WB-WH	Surface	Bisymmetric White Baffle White Finish	Low Output	90	10.8	<6,000 cd/m ²
ZipTwo	707	707-Z2-01-Z-SO-359-B4WB-WH	Surface	Bisymmetric White Baffle White Finish	Standard Output	90	13.2	<6,000 cd/m ²

WELL v2.0 Compliant ZipTwo | 707

Product	System	Spec Code	Mounting	Optic	Output	CRI	UGR	Luminance cd/m2 at any angle between 45 and 90 degrees from nadir
ZipTwo	707	707-Z2-01-Z-HO-359-B4WB-WH	Surface	Bisymmetric White Baffle White Finish	High Output	90	15.4	<6,000 cd/m2
ZipTwo	707	707-Z2-01-Z-LO-359-BAGB-BL	Surface	Asymmetric Wallwash Graphite Baffle Black Finish	Low Output	90	4.8	<6,000 cd/m2
ZipTwo	707	707-Z2-01-Z-SO-359-BAGB-BL	Surface	Asymmetric Wallwash Graphite Baffle Black Finish	Standard Output	90	7.2	<6,000 cd/m2
ZipTwo	707	707-Z2-01-Z-HO-359-B4GB-BL	Surface	Asymmetric Wallwash Graphite Baffle Black Finish	High Output	90	9.5	<6,000 cd/m2
ZipTwo	707	707-Z2-01-Z-LO-359-B4GB-WH	Surface	Asymmetric Wallwash Graphite Baffle White Finish	Low Output	90	11.9	<6,000 cd/m2
ZipTwo	707	707-Z2-01-Z-SO-359-B4GB-WH	Surface	Asymmetric Wallwash Graphite Baffle White Finish	Standard Output	90	11.9	<6,000 cd/m2
ZipTwo	707	707-Z2-01-Z-HO-359-B4GB-WH	Surface	Asymmetric Wallwash Graphite Baffle White Finish	High Output	90	14.3	<6,000 cd/m2
ZipTwo	707	707-Z2-01-Z-LO-359-B4WB-WH	Surface	Asymmetric Wallwash White Baffle White Finish	Low Output	90	20.5	<6,000 cd/m2
ZipTwo	707	707-Z2-01-Z-SO-359-B4WB-WH	Surface	Asymmetric Wallwash White Baffle White Finish	Standard Output	90	22.9	>6,000 cd/m2
ZipTwo	707	707-Z2-01-Z-HO-359-B4WB-WH	Surface	Asymmetric Wallwash White Baffle White Finish	High Output	90	16.5	<6,000 cd/m2

WELL v2.0 Compliant BoxRail | 107, 117

How to Specify Low Glare

Z

LED Type	Lumen Output	Color Temperature	Optics	Sensors *
Z Zipper Board	LO Low Output SO Standard Output HO High Output ZZ Other (please specify)	80+ CRI 27 2700K 30 3000K 35 3500K 40 4000K	Zipper Board (Z) 1 Diffuse WB White Baffle BB Black Baffle G1 120° Batwing G2 120° FlyWing S1 40° Symmetric S2 60° Symmetric A1 85° Asymmetric	0 None ENC Canopy with integrated Enlighted Micro Sensor † WSC Canopy with integrated Legrand Wattstopper sensor ‡ LAC Canopy with integrated Lutron Athena sensor ‡ ZZ Other (please specify)
	See IES Files page for details. See Power Guide for driver features & limitations.	90+ CRI 279 2700K 309 3000K 359 3500K 409 4000K	NOTES & LIMITATIONS <small> † Optimized Power is not available with Hi-Lume 1% EcoSystem (AHO) Power Type. ‡ VodeNODÉ enclosure is not available with ELV 1% 2-wire (AH2) Power Type. †† 18/3 Cord and Plug only available with Remote Power (RP). ‡ Chicago Plenum not applicable for wall arm mounting. † Rotating fixture as an upright will interfere with sensor operation. ‡ Sensors, drivers, and control units that are integrated into Vode fixtures are discrete components that communicate with network lighting controls. For more information about each network lighting control system, visit the manufacturer's website for additional system information and technical data sheets. For general information about network lighting controls, consult the DesignLights Consortium® (DLC) Networked Lighting Control Qualified Product List </small>	
		ZZ Tunable White Available See Guide for details.		


Finish	Options	
AL Clear Anodized WH White Powder Coat BL Black Anodized ZZ Other (please specify)	0 None 9 9' 18/3 Cord and Plug CP Chicago Plenum LLLLC Luminaire Level Lighting Controls	

Standard 5 Year Limited Warranty. See details [here](#). Contact factory for options on Limited Warranties up to 20 years.

Listed to UL standards for damp location by a Nationally Recognized Testing Laboratory (NRTL) recognized by OSHA. Certain limitations exist for each Certification. Contact factory for verification.

BoxRail® | Ceiling Cable | 107 • Page 2 of 15

Copyright © 2024 Vode Lighting LLC | All rights reserved | 21684 8th Street East, Suite 700, Sonoma, CA 95476 | 707-996-8898



BoxRail | Ceiling Cable | 107

BoxRail | Ceiling Wall Arm | 107

BoxRail | Table Arm | 107

BoxRail | Stack | 117

Product	System	Spec Code	Mounting	Optic	Output	CRI	UGR	Luminance cd/m2 at any angle between 45 and 90 degrees from nadir
BoxRail	107, 117	107-BX-01-Z-LO-359-WB	Ceiling Cable, Ceiling-Wall Arm, Stack, Table Arm	White Baffle	Low Output	90	19.7	<6,000 cd/m2
BoxRail	107, 117	107-BX-01-Z-LO-359-BB	Ceiling Cable, Ceiling-Wall Arm, Stack, Table Arm	Black Baffle	Low Output	90	10.1	<6,000 cd/m2
BoxRail	107, 117	107-BX-01-Z-SO-359-BB	Ceiling Cable, Ceiling-Wall Arm, Stack, Table Arm	Black Baffle	Standard Output	90	12.6	<6,000 cd/m2
BoxRail	107, 117	107-BX-01-Z-HO-359-BB	Ceiling Cable, Ceiling-Wall Arm, Stack, Table Arm	Black Baffle	High Output	90	14.8	<6,000 cd/m2

WELL v2.0 Compliant DoubleBox | 107

How to Specify Low Glare

Z

LED Type	Lumen Output	Color Temperature	Optics	Sensors
Z Zipper Board	LO Low Output SO Standard Output HO High Output ZZ Other (please specify) <small>See IES Files page for details. See Power Guide for driver features & limitations.</small>	80+ CRI 27 2700K 30 3000K 35 3500K 40 4000K 90+ CRI 279 2700K 309 3000K 359 3500K 409 4000K ZZ Tunable White Available <small>See Guide for details.</small>	Zipper Board™ (Z) G12 120° Batwing, up Diffuse, down G1WB 120° Batwing, up White Baffle, down G1BB 120° Batwing, up Black Baffle, down G1S1 120° Batwing, up 40° Symmetric, down G1S2 120° Batwing, up 60° Symmetric, down G1A1 120° Batwing, up 85° Asymmetric, down G1G2 120° Batwing, up 120° FlyWing, down	0 None ZZ Sensor <small>(specify requirements)</small>

Finish	Options
AL Clear Anodized WH White Powder Coat BL Black Anodized ZZ Other (please specify)	0 None 9 9' 18/3 Cord and Plug * CP Chicago Plenum

NOTES & LIMITATIONS

¹ Integral Power (IP) is not available with 24" rail lengths in AE, AH, AH2
² Optimized Power is not available with Hi-Lume 1% EcoSystem (AHO) Power Type.
³ VodeNODE enclosure is not available with ELV 1% 2-wire (AH2) Power Type.
⁴ 9' 18/3 Cord and Plug only available with Remote Power (RP).
⁵ Chicago Plenum not applicable for wall arm mounting.

Listed to UL standards for damp location by a Nationally Recognized Testing Laboratory (NRTL) recognized by OSHA. Certain limitations exist for each Certification. Contact factory for verification.

DoubleBox™ | Ceiling Cable | 107 • Page 2 of 14

Copyright © 2024 Vode Lighting LLC | All rights reserved | 21684 8th Street East, Suite 700, Sonoma, CA 95476 | 707-996-9898



DoubleBox | Ceiling Cable | 107

Product	System	Spec Code	Mounting	Optic	Output	CRI	UGR	Luminance cd/m2 at any angle between 45 and 90 degrees from nadir
DoubleBox	107	107-DB-01-Z-LO-359-G1WB	Ceiling Cable	White Baffle	Low Output	90	10.9	<6,000 cd/m2
DoubleBox	107	107-DB-01-Z-LO-359-G1BB	Ceiling Cable	Black Baffle	Low Output	90	2	<6,000 cd/m2
DoubleBox	107	107-DB-01-Z-SO-359-G1BB	Ceiling Cable	Black Baffle	Standard Output	90	4.4	<6,000 cd/m2
DoubleBox	107	107-DB-01-Z-HO-359-G1BB	Ceiling Cable	Black Baffle	High Output	90	6.7	<6,000 cd/m2

WELL v2.0 Compliant BoxRail | 207

How to Specify Low Glare

The screenshot shows a configuration tool for the BoxRail | Ceiling Cable | 207. It includes sections for LED Type (Z Zipper Board), Lumen Output (LO Low Output, SO Standard Output, HO High Output, ZZ Other), Color Temperature (80+ CRI, 27 2700K, 30 3000K, 35 3500K, 40 4000K, 90+ CRI, 279 2700K, 309 3000K, 359 3500K, 409 4000K, ZZ Tunable White Available), Optics (Direct/Indirect, Direct Only, Indirect Only), and Sensors (0 None, ENC, WSC, LAC, ZZ). It also includes a Finish section (AL Clear Anodized, WH White Powder Coat, BL Black Anodized, ZZ Other), Options (0 None, 9 9' 18/3 Cord and Plug, CP Chicago Plenum, LLLC Luminaire Level Lighting Controls), and a NOTES & LIMITATIONS section. At the bottom, it lists UL standards and various certification logos (UL, CE, etc.).



BoxRail | Ceiling Cable | 207

Product	System	Spec Code	Mounting	Optic	Output	CRI	UGR	Luminance cd/m2 at any angle between 45 and 90 degrees from nadir
BoxRail	207	207-BX-01-Z-LO-359-GIBB	Ceiling Cable	Black Baffle	Low Output	90	4.6	<6,000 cd/m2
BoxRail	207	207-BX-01-Z-HO-359-GIBB	Ceiling Cable	Black Baffle	High Output	90	9.2	<6,000 cd/m2

WELL v2.0 Compliant BoxRail | 907

How to Specify Low Glare

<div style="display: flex; justify-content: space-between;"> >> >> </div>				
Power Type Flexible 1 to 1 Power AE 0-10V, 1.0% Dimming AT 0-10V, 0.1% Dimming AD DALI, 0.1% Dimming AX DMX, 100-0% Dimming AH Hi-Lume 1% EcoSystem, Soft On / Fade to Black Technology, LDE ¹ AH2 ELV 1% 2-wire (Forward and Reverse Phase)	Voltage 1 120V 2 120V - 277V X Not Yet Specified	Emergency Power 0 No Emergency Power ZZ Emergency Power <i>(specify requirements)</i>	LED Type Z Zipper Board B Button Board ³	Lumen Output LO Low Output SO Standard Output HO High Output ZZ Other (please specify) See IES Files page for details. See Power Guide for driver features & limitations.
<div style="display: flex; justify-content: space-between;"> >> >> </div>				
Color Temperature 80+ CRI 27 2700K 30 3000K 35 3500K 40 4000K 90+ CRI 279 2700K 309 3000K 359 3500K 409 4000K ZZ Tunable White Available See Guide for details	Optics Zipper Board (Z) 1 Diffuse WB White Baffle BB Black Baffle G1 120° Batwing G2 120° FlyWing S1 40° Symmetric S2 60° Symmetric A1 85° Asymmetric Button Board (B) 19 19° x 48° Oval 36 36° Medium	Sensors 0 None ZZ Sensor <i>(specify requirements)</i>	Finish AL Clear Anodized WH White Painted BL Black Anodized ZZ Other (please specify)	Options 0 None ZZ Other <i>(please specify)</i>
NOTES & LIMITATIONS ¹ Optimized Power is not available with Hi-Lume 1% EcoSystem (AH0) Power Type. ² VodeNODE enclosure is not available with ELV 1% 2-wire (AH2) Power Type. ³ Button Board (B) is not available in 90 CRI. Contact factory for Chicago Plenum.				



BoxRail | Surface Mount | 907

Product	System	Spec Code	Mounting	Optic	Output	CRI	UGR	Luminance cd/m2 at any angle between 45 and 90 degrees from nadir
BoxRail	907	907-BX-01-Z-LO-359-WB	Surface	White Baffle	Low Output	90	19.7	<6,000 cd/m2
BoxRail	907	907-BX-01-Z-LO-359-BB	Surface	Black Baffle	Low Output	90	10.1	<6,000 cd/m2
BoxRail	907	907-BX-01-Z-SO-359-BB	Surface	Black Baffle	Standard Output	90	12.6	<6,000 cd/m2
BoxRail	907	907-BX-01-Z-HO-359-BB	Surface	Black Baffle	High Output	90	14.8	<6,000 cd/m2

WELL v2.0 Compliant Nexa3 | 807

How to Specify Low Glare

AD DALL 0.1% Dimming
 AX DMX, 100-0% Dimming
 AH Hi-lume 1% EcoSystem, LDE 1
 AH2 ELV 1% 2-wire (Forward and Reverse Phase)
 (please specify)

VodeNODE
 Add 'N' to power type for FlexNode 1 to 1 Power
 Add 'ON' to power type for Optimized Power 1
 example: AEN, ATN, AEON, ADON, etc.

>>

Lumen Output	Color Temperature	Optics	Sensors	Finish 7	Options
VLO Very Low Output	80+ CRI	CE Critical Edge	0 None	AL Clear Anodized	0 None
LO Low Output	27 2700K	HL Honeycomb Louver 8	ZZ Sensor (please specify)	BL Black Anodized	9 9' 18/3 Cord and Plug 9
SO Standard Output	30 3000K				CP Chicago Plenum 9
HO High Output	35 3500K				ZZ Other (please specify)
ZZ Other (please specify)	40 4000K				
	90+ CRI				
	279 2700K				
	309 3000K				
	359 3500K				
	409 4000K				
	TW Tunable White 2200K - 5000K				
	DW Dim to Warm 2200K - 3000K				
	ZZ Other (please specify)				


NOTES & LIMITATIONS
 1 Rail length not available for surface mount.
 2 Each magnet holds approximately 13.3kg (~29 lbs). See [Surface Magnet Mount Tech Sheet](#) for more details.
 3 Integral Power only available with Nexa3 in recessed ceiling mounting applications.
 4 VodeNODE enclosure is not available with ELV 1% 2-wire (AH2) Power Type.
 5 Optimized Power is not available with Hi-lume 1% EcoSystem (AH2) Power Type.
 6 Available for Nexa3. Consult factory for Nexa3.
 7 Finish determines color of honeycomb louver. Consult factory for other variations of honeycomb louver finish.
 8 9' 18/3 Cord and Plug only available with Remote Power (RP).
 9 Chicago plenum compatible with remote power only.

Listed to UL standards for damp location by a Nationally Recognized Testing Laboratory (NRTL) recognized by OSHA. Certain limitations exist for each Certification. Contact factory for verification.

Standard 5 Year Limited Warranty. See details [here](#). Contact factory for options on Limited Warranties up to 20 years.

Nexa™ | 807 • Page 2 of 15

Copyright © 2024 Vode Lighting LLC | All rights reserved | 21684 8th Street East, Suite 700, Sonoma, CA 95476 | 707-996-8898



Nexa3 | 807

Product	System	Spec Code	Mounting	Optic	Output	CRI	UGR	Luminance cd/m2 at any angle between 45 and 90 degrees from nadir
Nexa	807	807-NX3-01-Z-VLO-35-CE	Surface	Critical Edge	Very Low Output	80	23.5	<6,000 cd/m2
Nexa	807	807-NX3-01-Z-VLO-359-CE	Surface	Critical Edge	Very Low Output	90	22.9	<6,000 cd/m2
Nexa	807	807-NX3-01-Z-LO-35-CE	Surface	Critical Edge	Low Output	80	25.5	<6,000 cd/m2
Nexa	807	807-NX3-01-Z-VLO-359-CE	Surface	Critical Edge	Low Output	90	24.9	<6,000 cd/m2
Nexa	807	807-NX3-01-Z-VLO-35-HL	Surface	White Honeycomb Louver	Very Low Output	80	18.9	<6,000 cd/m2
Nexa	807	807-NX3-01-Z-VLO-359-HL	Surface	White Honeycomb Louver	Very Low Output	90	18.4	<6,000 cd/m2
Nexa	807	807-NX3-01-Z-LO-35-HL	Surface	White Honeycomb Louver	Low Output	80	20.9	<6,000 cd/m2
Nexa	807	807-NX3-01-Z-LO-359-HL	Surface	White Honeycomb Louver	Low Output	90	20.3	<6,000 cd/m2

WELL v2.0 Compliant Nexa3 | 807

How to Specify Low Glare

AD DALL 0.1% Dimming
 AX DMX, 100-0% Dimming
 AH Hi-lume 1% EcoSystem, LDE 1
 AHZ ELV 1% 2-wire (Forward and Reverse Phase)
 (please specify)

VodeNODE
 Add 'N' to power type for FlexNode 1 to 1 Power
 Add 'ON' to power type for Optimized Power 1
 example: AEN, ATN, AEON, ADON, etc.

>>

Lumen Output	Color Temperature	Optics	Sensors	Finish 7	Options
VLO Very Low Output	80+ CRI	CE Critical Edge	0 None	AL Clear Anodized	0 None
LO Low Output	27 2700K	HL Honeycomb Louver 8	ZZ Sensor (please specify)	BL Black Anodized	9 9' 18/3 Cord and Plug 9
SO Standard Output	30 3000K				CP Chicago Plenum 9
HO High Output	35 3500K				ZZ Other (please specify)
ZZ Other (please specify)	40 4000K				
	90+ CRI				
	279 2700K				
	309 3000K				
	359 3500K				
	409 4000K				
	TW Tunable White 2200K - 5000K				
	DW Dim to Warm 2200K - 3000K				
	ZZ Other (please specify)				


NOTES & LIMITATIONS
 1 Rail length not available for surface mount.
 2 Each magnet holds approximately 13.3kg (~29 lbs). See [Surface Magnet Mount Tech Sheet](#) for more details.
 3 Integral Power only available with Nexa3 in recessed ceiling mounting applications.
 4 VodeNODE enclosure is not available with ELV 1% 2-wire (AHZ) Power Type.
 5 VodeNODE enclosure is not available with Hi-lume 1% EcoSystem (AHG) Power Type.
 6 Optimized Power is not available with Hi-lume 1% EcoSystem (AHG) Power Type.
 7 Available for Nexa3. Consult factory for Nexa3.
 8 Finish determines color of honeycomb louver. Consult factory for other variations of honeycomb louver finish.
 9 9' 18/3 Cord and Plug only available with Remote Power (RP).
 * Chicago plenum compatible with remote power only.

Listed to UL standards for damp location by a Nationally Recognized Testing Laboratory (NRTL) recognized by OSHA. Certain limitations exist for each Certification. Contact factory for verification.

Standard 5 Year Limited Warranty. See details [here](#). Contact factory for options on Limited Warranties up to 20 years.

Nexa™ | 807 • Page 2 of 15

Copyright © 2024 Vode Lighting LLC | All rights reserved | 21684 8th Street East, Suite 700, Sonoma, CA 95476 | 707-996-8898



Nexa3 | 807

Product	System	Spec Code	Mounting	Optic	Output	CRI	UGR	Luminance cd/m2 at any angle between 45 and 90 degrees from nadir
Nexa	807	807-NX3-01-Z-VLO-35-HL-BL	Surface	Black Honeycomb Louver	Very Low Output	80	8.1	<6,000 cd/m2
Nexa	807	807-NX3-01-Z-VLO-359-HL-BL	Surface	Black Honeycomb Louver	Very Low Output	90	7.6	<6,000 cd/m2
Nexa	807	807-NX3-01-Z-LO-35-HL-BL	Surface	Black Honeycomb Louver	Low Output	80	10.1	<6,000 cd/m2
Nexa	807	807-NX3-01-Z-LO-359-HL-BL	Surface	Black Honeycomb Louver	Low Output	90	9.5	<6,000 cd/m2
Nexa	807	807-NX3-01-Z-SO-35-HL-BL	Surface	Black Honeycomb Louver	Standard Output	80	12.6	<6,000 cd/m2
Nexa	807	807-NX3-01-Z-SO-359-HL-BL	Surface	Black Honeycomb Louver	Standard Output	90	11.9	<6,000 cd/m2
Nexa	807	807-NX3-01-Z-HO-35-HL-BL	Surface	Black Honeycomb Louver	High Output	80	14.8	>6,000 cd/m2
Nexa	807	807-NX3-01-Z-HO-359-HL-BL	Surface	Black Honeycomb Louver	High Output	90	14.2	>6,000 cd/m2

WELL v2.0 Compliant Nexa5 | 807

How to Specify Low Glare

AD DALL 0.1% Dimming (please specify)
 AX DMX, 100-0% Dimming
 AH Hi-lume 1% EcoSystem, LDE 1
 AH2 ELY 1% 2-wire (Forward and Reverse Phase)
 VodeNODE
 Add 'N' to power type for FlexNode 1 to 1 Power
 Add 'ON' to power type for Optimized Power 1
 example: AEN, ATN, AEON, ADON, etc.

Lumen Output	Color Temperature	Optics	Sensors	Finish 7	Options
VLO Very Low Output	80+ CRI	CE Critical Edge	0 None	AL Clear Anodized	0 None
LO Low Output	27 2700K	HL Honeycomb Louver 8	ZZ Sensor (please specify)	BL Black Anodized	9 9' 18/3 Cord and Plug 9
SO Standard Output	30 3000K				CP Chicago Plenum 9
HO High Output	35 3500K				ZZ Other (please specify)
ZZ Other (please specify)	49 4900K				
	90+ CRI				
	279 2700K				
	309 3000K				
	359 3500K				
	409 4000K				
	TW Tunable White 2200K - 5000K				
	DW Dim to Warm 2200K - 3000K				
	ZZ Other (please specify)				

NOTES & LIMITATIONS
 1 Real length not available for surface mount.
 2 Each magnet holds approximately 13.3kg (~29 lbs). See [Surface Magnet Mount Tech Sheet](#) for more details.
 3 Integral Power only available with Nexa3 in recessed ceiling mounting applications.
 4 VodeNODE enclosure is not available with ELY 1% 2-wire (AH2) Power Type.
 5 Optimized Power is not available with Hi-lume 1% EcoSystem (AH2) Power Type.
 6 Available for Nexa3. Consult factory for Nexa5.
 7 Finish determines color of honeycomb louver. Consult factory for other variations of honeycomb louver finish.
 8 9' 18.3 Cord and Plug only available with Remote Power (RP).
 9 Chicago plenum compatible with remote power only.

Standard 5 Year Limited Warranty. See details [here](#). Contact factory for options on Limited Warranties up to 20 years.

Listed to UL standards for damp location by a Nationally Recognized Testing Laboratory (NRTL) recognized by OSHA. Certain limitations exist for each Certification. Contact factory for verification.

Nexa™ | 807 • Page 2 of 15

Copyright © 2024 Vode Lighting LLC | All rights reserved | 21684 8th Street East, Suite 700, Sonoma, CA 95476 | 707-996-8898



Nexa5 | 807

Product	System	Spec Code	Mounting	Optic	Output	CRI	UGR	Luminance cd/m2 at any angle between 45 and 90 degrees from nadir
Nexa	807	807-NX5-01-Z-VLO-35-CE	Surface	Critical Edge	Very Low Output	80	22.1	<6,000 cd/m2
Nexa	807	807-NX5-01-Z-VLO-359-CE	Surface	Critical Edge	Very Low Output	90	21.4	<6,000 cd/m2
Nexa	807	807-NX5-01-Z-LO-35-CE	Surface	Critical Edge	Low Output	80	24	<6,000 cd/m2
Nexa	807	807-NX5-01-Z-LO-359-CE	Surface	Critical Edge	Low Output	90	23.4	<6,000 cd/m2

ZipTwo | Square 3535 | Low Glare | 707



ZipTwo | Square 3535 | Low Glare | 707



