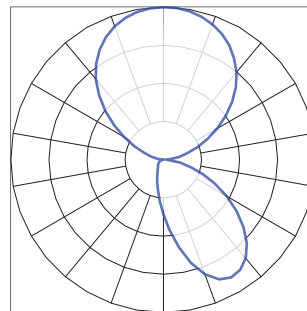



ZipThree™ | 707

707-Z3-4-48-X-X-X-0-Z-SO-35-B1-0-X

The performance data in black text is confirmed through third party testing (see the following Light Laboratory report for details). The performance data in grey text is calculated by Vode, for reference only.

Technical Support: (707) 996-9898



Details

Rail Type / Length	ZipThree, 48"
LED Type	Zipper Board
Lumen Output	Standard Output
Color Temperature	3500K, 80+ CRI
Optics	Ceiling Wash Uplight, Wall Graze Downlight

Performance Summary

Color Temperature	2700K	3000K	3500K	4000K
Efficacy - Lumens per Watt	105	108	111	113
Total Lumens, 4' rail (1219mm)	5468	5641	5756	5871
Lumens per foot (305 mm)	1367	1410	1439	1468
Uplight Lumens per foot (305mm)	887	915	934	953
Downlight Lumens per foot (305mm)	480	495	505	515
Input Power (W), 4' rail (1219mm)	52.3	52.3	52.3	52.3
Watts per foot (305mm)	13.1	13.1	13.1	13.1
CRI	-	-	85	-

© 2017 Vode Lighting LLC. All rights reserved. The Vode logo and Vode, are either registered trademarks or trademarks of Vode Lighting LLC in the United States and/or other countries. All other brand or product names are trademarks or registered trademarks of their respective owners. No part of the above drawing, design, arrangements or ideas thereon shall be duplicated or used for any purpose whatsoever without the express permission of Vode Lighting LLC. Due to ongoing innovation, specifications may change without notice.



IES INDOOR REPORT
PHOTOMETRIC FILENAME : VODE_707_Z3_SO_35_B1.IES

DESCRIPTION INFORMATION (From Photometric File)

IESNA:LM-63-2002
[TEST] L091700107 (SOURCE REPORT FOR REFERENCE)
[TESTLAB] REPORT BASED ON DATA PRODUCED BY NVLAP ACCREDITED LAB
[ISSUEDATE] 11/1/2017
[MANUFAC] Vode Lighting
[LUMCAT] 707-Z3-48-Z-SO-35-B1
[LUMINAIRE] ZipThree LED, 48", 3500K, 80 CRI, zipper board,
[MORE] ceiling wash up/wall graze down, standard output
[TEST PROCEDURE] IESNA:LM-79-08

CHARACTERISTICS

Lumens Per Lamp	N.A. (absolute)
Total Lamp Lumens	N.A. (absolute)
Luminaire Lumens	5756
Total Luminaire Efficiency	N.A.
Luminaire Efficacy Rating (LER)	110
Total Luminaire Watts	52.42
Ballast Factor	1.00
CIE Type	Semi-Indirect
Spacing Criterion (0-180)	N.A.
Spacing Criterion (90-270)	N.A.
Spacing Criterion (Diagonal)	N.A.
Basic Luminous Shape	Rectangular w/Sides
Luminous Length (0-180)	0.19 ft
Luminous Width (90-270)	3.98 ft
Luminous Height	0.02 ft

LUMINANCE DATA (cd/sq.m)

Angle In Degrees	Average 0-Deg	Average 45-Deg	Average 90-Deg
45	19968	18871	7335
55	17951	17545	7025
65	14585	14480	6256
75	10525	10515	5130
85	4897	4803	2864

CANDELA TABULATION

	<u>0</u>	<u>5</u>	<u>10</u>	<u>15</u>	<u>20</u>	<u>25</u>	<u>30</u>	<u>35</u>	<u>40</u>	<u>45</u>
0	505.76	505.76	505.76	505.76	505.76	505.76	505.76	505.76	505.76	505.76
5	651.92	650.76	649.60	646.12	641.48	636.84	629.88	622.92	614.80	605.52
10	823.60	822.44	817.80	810.84	801.56	789.96	776.04	759.80	741.24	720.36
15	991.80	989.48	983.68	973.24	959.32	941.92	921.04	895.52	867.68	835.20
20	1131.00	1128.68	1121.72	1110.12	1093.88	1073.00	1048.64	1017.32	981.36	941.92
25	1223.80	1221.48	1215.68	1204.08	1187.84	1168.12	1141.44	1110.12	1070.68	1026.60
30	1262.08	1259.76	1255.12	1245.84	1231.92	1214.52	1191.32	1162.32	1125.20	1082.28
35	1249.32	1248.16	1243.52	1236.56	1226.12	1211.04	1192.48	1169.28	1139.12	1100.84
40	1192.48	1191.32	1187.84	1183.20	1175.08	1164.64	1150.72	1132.16	1107.80	1076.48
45	1097.36	1097.36	1095.04	1091.56	1085.76	1078.80	1068.36	1054.44	1035.88	1011.52
50	974.40	974.40	973.24	969.76	966.28	960.48	953.52	943.08	930.32	912.92
55	832.88	831.72	830.56	829.40	825.92	821.28	815.48	808.52	799.24	786.48
60	680.92	680.92	679.76	678.60	676.28	672.80	668.16	662.36	654.24	644.96
65	531.28	531.28	530.12	528.96	526.64	524.32	519.68	515.04	509.24	502.28
70	392.08	390.92	390.92	389.76	387.44	385.12	381.64	378.16	374.68	368.88
75	266.80	266.80	265.64	264.48	263.32	261.00	258.68	255.20	251.72	247.08
80	156.60	156.60	155.44	154.28	153.12	151.96	149.64	147.32	145.00	141.52
85	66.12	66.12	66.12	64.96	63.80	62.64	61.48	60.32	58.00	55.68
90	24.36	24.36	24.36	24.36	23.20	22.04	20.88	19.72	17.40	16.24
95	77.72	77.72	76.56	76.56	75.40	74.24	71.92	70.76	68.44	64.96
100	149.64	148.48	148.48	148.48	147.32	146.16	143.84	142.68	140.36	136.88
105	234.32	234.32	234.32	234.32	233.16	232.00	230.84	229.68	227.36	225.04
110	336.40	336.40	336.40	336.40	336.40	335.24	334.08	331.76	330.60	328.28
115	452.40	452.40	452.40	452.40	451.24	451.24	450.08	447.76	446.60	444.28
120	578.84	578.84	578.84	577.68	577.68	577.68	576.52	576.52	574.20	573.04
125	708.76	708.76	708.76	708.76	707.60	707.60	707.60	707.60	706.44	705.28
130	836.36	836.36	835.20	835.20	835.20	835.20	835.20	834.04	834.04	834.04
135	953.52	953.52	953.52	953.52	952.36	952.36	952.36	952.36	952.36	952.36
140	1057.92	1057.92	1057.92	1057.92	1057.92	1056.76	1056.76	1056.76	1056.76	1056.76
145	1148.40	1148.40	1148.40	1148.40	1148.40	1147.24	1147.24	1147.24	1147.24	1146.08
150	1224.96	1224.96	1224.96	1223.80	1223.80	1223.80	1222.64	1222.64	1222.64	1221.48
155	1287.60	1287.60	1287.60	1286.44	1286.44	1286.44	1285.28	1285.28	1284.12	1284.12
160	1336.32	1336.32	1336.32	1336.32	1336.32	1335.16	1335.16	1334.00	1334.00	1332.84
165	1373.44	1373.44	1373.44	1373.44	1372.28	1372.28	1372.28	1371.12	1371.12	1371.12
170	1397.80	1397.80	1397.80	1397.80	1397.80	1397.80	1397.80	1396.64	1396.64	1396.64
175	1412.88	1412.88	1412.88	1412.88	1412.88	1411.72	1411.72	1411.72	1411.72	1411.72
180	1416.36	1416.36	1416.36	1416.36	1416.36	1416.36	1416.36	1416.36	1416.36	1416.36

Vert. Angles Horizontal Angles

	<u>50</u>	<u>55</u>	<u>60</u>	<u>65</u>	<u>70</u>	<u>75</u>	<u>80</u>	<u>85</u>	<u>90</u>	<u>95</u>
0	505.76	505.76	505.76	505.76	505.76	505.76	505.76	505.76	505.76	505.76
5	596.24	585.80	574.20	562.60	551.00	539.40	527.80	516.20	503.44	493.00
10	698.32	675.12	649.60	624.08	599.72	574.20	547.52	523.16	498.80	476.76
15	801.56	764.44	725.00	685.56	646.12	604.36	564.92	527.80	490.68	457.04
20	897.84	849.12	796.92	742.40	687.88	632.20	578.84	527.80	479.08	436.16
25	977.88	919.88	857.24	791.12	723.84	654.24	588.12	524.32	464.00	411.80
30	1031.24	970.92	902.48	827.08	750.52	669.32	591.60	515.04	445.44	386.28
35	1053.28	994.12	925.68	846.80	764.44	673.96	583.48	499.96	424.56	358.44
40	1034.72	984.84	921.04	844.48	759.80	668.16	568.40	479.08	390.92	324.80
45	980.20	938.44	881.60	814.32	734.28	643.80	545.20	452.40	366.56	291.16
50	888.56	856.08	813.16	756.32	683.24	599.72	504.60	401.36	328.28	256.36
55	769.08	744.72	712.24	668.16	606.68	531.28	448.92	365.40	285.36	219.24
60	632.20	614.80	590.44	555.64	509.24	447.76	380.48	307.40	238.96	182.12

IES INDOOR REPORT
PHOTOMETRIC FILENAME : VODE_707_Z3_SO_35_B1.IES

CANDELA TABULATION - (Cont.)

65	491.84	479.08	460.52	435.00	400.20	354.96	301.60	242.44	187.92	145.00
70	360.76	350.32	336.40	317.84	293.48	261.00	220.40	179.80	140.36	107.88
75	241.28	234.32	223.88	211.12	194.88	174.00	147.32	119.48	95.12	73.08
80	136.88	132.24	126.44	118.32	109.04	96.28	82.36	67.28	53.36	40.60
85	53.36	51.04	47.56	44.08	40.60	35.96	30.16	24.36	18.56	15.08
90	13.92	11.60	9.28	8.12	5.80	4.64	3.48	2.32	1.16	1.16
95	62.64	59.16	55.68	52.20	48.72	45.24	41.76	38.28	34.80	31.32
100	134.56	131.08	127.60	122.96	119.48	113.68	109.04	104.40	98.60	93.96
105	221.56	218.08	214.60	209.96	205.32	200.68	194.88	189.08	183.28	177.48
110	324.80	321.32	317.84	314.36	309.72	305.08	299.28	293.48	286.52	279.56
115	441.96	439.64	436.16	432.68	429.20	424.56	418.76	412.96	406.00	397.88
120	570.72	568.40	567.24	563.76	561.44	556.80	551.00	545.20	538.24	531.28
125	704.12	701.80	700.64	698.32	696.00	692.52	686.72	682.08	675.12	668.16
130	832.88	831.72	830.56	828.24	825.92	822.44	817.80	813.16	807.36	801.56
135	952.36	951.20	950.04	947.72	945.40	941.92	938.44	933.80	929.16	925.68
140	1056.76	1055.60	1054.44	1052.12	1049.80	1047.48	1044.00	1040.52	1038.20	1034.72
145	1146.08	1144.92	1143.76	1141.44	1140.28	1137.96	1135.64	1133.32	1131.00	1128.68
150	1220.32	1219.16	1218.00	1216.84	1214.52	1213.36	1211.04	1209.88	1208.72	1206.40
155	1282.96	1281.80	1280.64	1279.48	1278.32	1276.00	1274.84	1273.68	1273.68	1272.52
160	1331.68	1331.68	1330.52	1329.36	1328.20	1327.04	1327.04	1325.88	1325.88	1324.72
165	1369.96	1369.96	1368.80	1367.64	1367.64	1367.64	1366.48	1366.48	1365.32	1365.32
170	1396.64	1395.48	1395.48	1395.48	1395.48	1394.32	1394.32	1394.32	1394.32	1394.32
175	1411.72	1411.72	1411.72	1411.72	1411.72	1411.72	1411.72	1411.72	1411.72	1410.56
180	1416.36	1416.36	1416.36	1416.36	1416.36	1416.36	1416.36	1416.36	1416.36	1416.36

Vert. Angles Horizontal Angles

	100	105	110	115	120	125	130	135	140	145
0	505.76	505.76	505.76	505.76	505.76	505.76	505.76	505.76	505.76	505.76
5	481.40	469.80	460.52	450.08	440.80	432.68	424.56	417.60	410.64	404.84
10	454.72	432.68	414.12	395.56	379.32	364.24	351.48	338.72	328.28	319.00
15	425.72	395.56	370.04	345.68	323.64	305.08	288.84	273.76	261.00	250.56
20	396.72	359.60	327.12	300.44	274.92	254.04	236.64	220.40	207.64	197.20
25	365.40	323.64	287.68	257.52	230.84	209.96	193.72	177.48	165.88	155.44
30	334.08	287.68	250.56	220.40	193.72	174.00	157.76	143.84	133.40	125.28
35	302.76	255.20	216.92	186.76	162.40	143.84	129.92	118.32	110.20	103.24
40	267.96	220.40	184.44	156.60	134.56	119.48	107.88	98.60	92.80	88.16
45	234.32	189.08	155.44	131.08	112.52	99.76	91.64	84.68	80.04	77.72
50	201.84	161.24	131.08	109.04	96.28	84.68	77.72	73.08	69.60	67.28
55	169.36	134.56	109.04	95.12	80.04	71.92	67.28	62.64	60.32	59.16
60	140.36	110.20	93.96	76.56	66.12	60.32	55.68	53.36	51.04	48.72
65	111.36	90.48	71.92	61.48	54.52	48.72	45.24	42.92	40.60	39.44
70	84.68	66.12	54.52	47.56	41.76	37.12	34.80	32.48	30.16	29.00
75	56.84	45.24	38.28	32.48	29.00	25.52	23.20	22.04	20.88	19.72
80	32.48	26.68	22.04	18.56	16.24	15.08	12.76	12.76	11.60	10.44
85	11.60	9.28	8.12	6.96	5.80	5.80	4.64	4.64	4.64	3.48
90	1.16	1.16	1.16	1.16	1.16	1.16	1.16	1.16	1.16	1.16
95	29.00	26.68	24.36	22.04	19.72	18.56	17.40	16.24	15.08	15.08
100	89.32	85.84	81.20	77.72	74.24	70.76	67.28	64.96	62.64	60.32
105	171.68	165.88	160.08	155.44	149.64	145.00	140.36	135.72	132.24	128.76
110	272.60	265.64	258.68	251.72	245.92	238.96	233.16	227.36	221.56	215.76
115	389.76	382.80	374.68	367.72	359.60	351.48	344.52	336.40	330.60	323.64
120	523.16	515.04	506.92	497.64	488.36	480.24	472.12	464.00	455.88	448.92
125	661.20	653.08	644.96	636.84	627.56	619.44	611.32	603.20	595.08	588.12
130	795.76	789.96	783.00	776.04	767.92	760.96	752.84	744.72	737.76	730.80
135	921.04	916.40	910.60	905.96	899.00	893.20	886.24	880.44	873.48	867.68

IES INDOOR REPORT
PHOTOMETRIC FILENAME : VODE_707_Z3_SO_35_B1.IES

CANDELA TABULATION - (Cont.)

140	1031.24	1027.76	1024.28	1020.80	1016.16	1011.52	1006.88	1001.08	997.60	992.96
145	1126.36	1124.04	1121.72	1119.40	1115.92	1112.44	1110.12	1106.64	1103.16	1099.68
150	1205.24	1204.08	1202.92	1201.76	1199.44	1197.12	1195.96	1193.64	1191.32	1190.16
155	1271.36	1270.20	1270.20	1269.04	1267.88	1266.72	1265.56	1264.40	1263.24	1263.24
160	1324.72	1323.56	1323.56	1322.40	1322.40	1322.40	1321.24	1321.24	1320.08	1320.08
165	1365.32	1365.32	1364.16	1364.16	1364.16	1364.16	1364.16	1364.16	1363.00	1363.00
170	1394.32	1393.16	1393.16	1393.16	1393.16	1393.16	1393.16	1393.16	1393.16	1393.16
175	1410.56	1410.56	1410.56	1410.56	1410.56	1410.56	1410.56	1410.56	1410.56	1410.56
180	1416.36	1416.36	1416.36	1416.36	1416.36	1416.36	1416.36	1416.36	1416.36	1416.36

Vert. Horizontal Angles

	<u>150</u>	<u>155</u>	<u>160</u>	<u>165</u>	<u>170</u>	<u>175</u>	<u>180</u>
0	505.76	505.76	505.76	505.76	505.76	505.76	505.76
5	399.04	395.56	392.08	389.76	387.44	386.28	386.28
10	310.88	303.92	298.12	294.64	291.16	290.00	288.84
15	241.28	234.32	228.52	223.88	220.40	218.08	216.92
20	187.92	180.96	175.16	170.52	168.20	165.88	165.88
25	147.32	141.52	136.88	133.40	129.92	128.76	128.76
30	118.32	113.68	110.20	106.72	105.56	104.40	104.40
35	98.60	96.28	92.80	91.64	90.48	89.32	89.32
40	85.84	83.52	81.20	80.04	80.04	78.88	78.88
45	75.40	73.08	71.92	71.92	70.76	70.76	70.76
50	66.12	64.96	63.80	63.80	62.64	62.64	62.64
55	56.84	55.68	55.68	54.52	54.52	54.52	54.52
60	47.56	46.40	46.40	45.24	45.24	45.24	45.24
65	38.28	37.12	35.96	35.96	34.80	34.80	34.80
70	27.84	27.84	26.68	26.68	25.52	25.52	25.52
75	18.56	18.56	17.40	17.40	17.40	17.40	16.24
80	10.44	10.44	9.28	9.28	9.28	9.28	9.28
85	3.48	3.48	3.48	3.48	3.48	3.48	3.48
90	1.16	1.16	1.16	0.00	0.00	0.00	0.00
95	13.92	13.92	13.92	13.92	12.76	12.76	12.76
100	58.00	56.84	55.68	54.52	53.36	53.36	53.36
105	125.28	121.80	119.48	117.16	116.00	114.84	114.84
110	212.28	207.64	204.16	201.84	199.52	198.36	198.36
115	317.84	313.20	308.56	305.08	302.76	301.60	300.44
120	443.12	437.32	432.68	428.04	425.72	423.40	423.40
125	581.16	575.36	569.56	566.08	563.76	561.44	560.28
130	725.00	719.20	714.56	709.92	707.60	705.28	705.28
135	863.04	858.40	853.76	851.44	847.96	846.80	846.80
140	988.32	984.84	981.36	980.20	977.88	976.72	976.72
145	1097.36	1095.04	1092.72	1090.40	1089.24	1089.24	1088.08
150	1187.84	1186.68	1184.36	1184.36	1183.20	1183.20	1182.04
155	1262.08	1260.92	1259.76	1259.76	1258.60	1258.60	1258.60
160	1320.08	1318.92	1318.92	1318.92	1317.76	1317.76	1317.76
165	1363.00	1363.00	1363.00	1363.00	1363.00	1363.00	1363.00
170	1393.16	1393.16	1393.16	1393.16	1393.16	1393.16	1393.16
175	1410.56	1410.56	1410.56	1410.56	1410.56	1410.56	1410.56
180	1416.36	1416.36	1416.36	1416.36	1416.36	1416.36	1416.36

IES INDOOR REPORT
PHOTOMETRIC FILENAME : VODE_707_Z3_SO_35_B1.IES

ZONAL LUMEN SUMMARY

Zone	Lumens	%Lamp	%Fixt
0-20	206.05	N.A.	3.60
0-30	476.49	N.A.	8.30
0-40	837.63	N.A.	14.60
0-60	1589.06	N.A.	27.60
0-80	1982.5	N.A.	34.40
0-90	2020.31	N.A.	35.10
10-90	1970.95	N.A.	34.20
20-40	631.57	N.A.	11.00
20-50	1027.00	N.A.	17.80
40-70	1007.85	N.A.	17.50
60-80	393.43	N.A.	6.80
70-80	137.02	N.A.	2.40
80-90	37.81	N.A.	0.70
90-110	246.06	N.A.	4.30
90-120	636.49	N.A.	11.10
90-130	1221.78	N.A.	21.20
90-150	2629.19	N.A.	45.70
90-180	3735.83	N.A.	64.90
110-180	3489.78	N.A.	60.60
0-180	5756.14	N.A.	100.00

Total Luminaire Efficiency = N.A.%

ZONAL LUMEN SUMMARY

Zone	Lumens
0-10	49.36
10-20	156.69
20-30	270.44
30-40	361.14
40-50	395.43
50-60	356.01
60-70	256.42
70-80	137.02
80-90	37.81
90-100	51.58
100-110	194.47
110-120	390.44
120-130	585.29
130-140	704.53
140-150	702.87
150-160	586.63
160-170	385.83
170-180	134.19

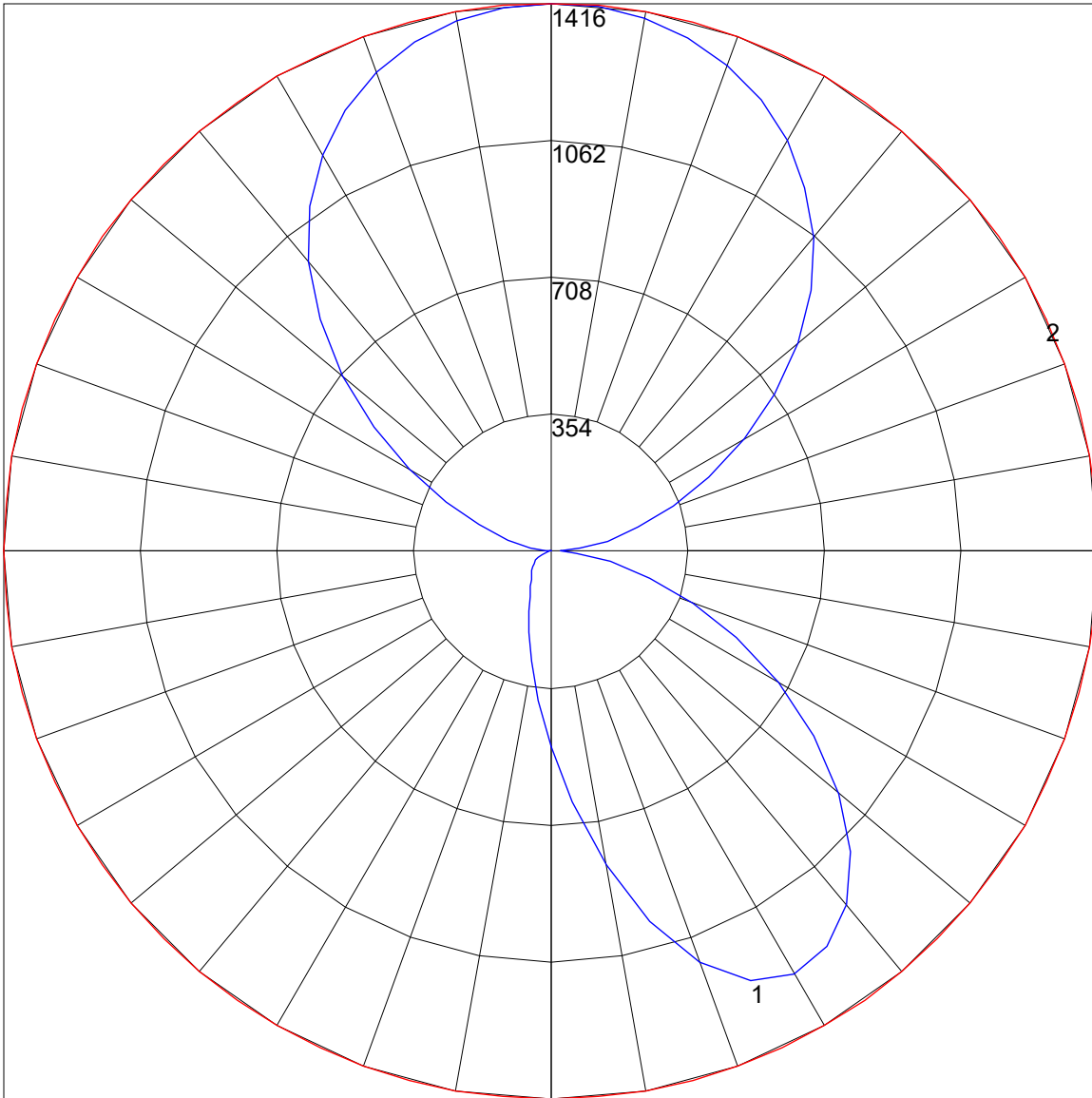
IES INDOOR REPORT
PHOTOMETRIC FILENAME : VODE_707_Z3_SO_35_B1.IES

COEFFICIENTS OF UTILIZATION - ZONAL CAVITY METHOD

Effective Floor Cavity Reflectance 0.20

RC	80				70				50			30			10			0
RW	70	50	30	10	70	50	30	10	50	30	10	50	30	10	50	30	10	0
0	104	104	104	104	94	94	94	94	75	75	75	58	58	58	42	42	42	35
1	94	90	86	83	85	81	78	75	65	63	61	51	49	48	37	36	35	29
2	86	78	72	67	77	71	66	61	57	53	50	44	42	40	32	31	30	24
3	78	69	61	55	70	62	56	51	50	46	42	39	36	33	29	27	25	20
4	71	60	53	47	64	55	48	43	44	39	35	34	31	28	25	23	21	17
5	65	54	45	40	58	49	42	36	39	34	30	31	27	24	23	20	18	15
6	60	48	40	34	54	43	36	31	35	30	26	27	24	21	20	18	16	13
7	55	43	35	29	49	39	32	27	32	26	23	25	21	18	18	16	14	11
8	51	39	31	26	46	35	28	24	29	24	20	23	19	16	17	14	12	10
9	47	35	28	23	43	32	25	21	26	21	18	21	17	14	15	13	11	9
10	44	32	25	20	40	29	23	19	24	19	16	19	15	13	14	12	10	8

POLAR GRAPH



Maximum Candela = 1416.36 Located At Horizontal Angle = 0, Vertical Angle = 180
1 - Vertical Plane Through Horizontal Angles (0 - 180) (Through Max. Cd.)
2 - Horizontal Cone Through Vertical Angle (180) (Through Max. Cd.)