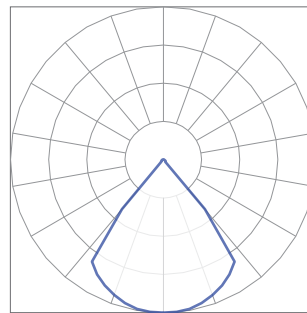



# BoxRail® | 107

107-BX-X-4-48-X-X-X-X-X-Z-HO-35-BB-X-X-X

The performance data in black text is confirmed through third party testing (see the following Light Laboratory report for details). The performance data in grey text is calculated by Vode, for reference only.

Technical Support: (707) 996-9898



## Details

Rail Type / Length	BoxRail, 48"
LED Type	Zipper Board
Lumen Output	High Output
Color Temperature	3500K, 80+ CRI
Optics	Black Baffle

## Performance Summary

	2700K	3000K	3500K	4000K
Efficacy - Lumens per Watt	33	34	35	35
Total Lumens, 4' rail (1219mm)	1590	1640	1674	1707
Lumens per foot (305mm)	397	410	418	427
Input Power (W), 4' rail (1219mm)	49.2	49.2	49.2	49.2
Watts per foot (305mm)	12.4	12.4	12.4	12.4
CRI	-	-	85	-

© 2017 Vode Lighting LLC. All rights reserved. The Vode logo and Vode, are either registered trademarks or trademarks of Vode Lighting LLC in the United States and/or other countries. All other brand or product names are trademarks or registered trademarks of their respective owners. No part of the above drawing, design, arrangements or ideas thereon shall be duplicated or used for any purpose whatsoever without the express permission of Vode Lighting LLC. Due to ongoing innovation, specifications may change without notice.



**IES INDOOR REPORT**  
**PHOTOMETRIC FILENAME : VODE\_107\_BX\_HO\_35\_BB.IES**

**DESCRIPTION INFORMATION (From Photometric File)**

IESNA:LM-63-2002  
[TEST] L071704207 (SOURCE REPORT FOR REFERENCE)  
[TESTLAB] REPORT BASED ON DATA PRODUCED BY NVLAP ACCREDITED LAB  
[ISSUEDATE] 11/1/2017  
[MANUFAC] Vode Lighting  
[LUMCAT] 107-BX-48-Z-HO-35-BB  
[LUMINAIRE] BoxRail LED, 48", 3500K, 80 CRI, zipper board,  
[MORE] black baffle, high output  
[TEST PROCEDURE] IESNA:LM-79-08

**CHARACTERISTICS**

Lumens Per Lamp	N.A. (absolute)
Total Lamp Lumens	N.A. (absolute)
Luminaire Lumens	1675
Total Luminaire Efficiency	N.A.
Luminaire Efficacy Rating (LER)	34
Total Luminaire Watts	49.22
Ballast Factor	1.00
CIE Type	Direct
Spacing Criterion (0-180)	1.30
Spacing Criterion (90-270)	0.64
Spacing Criterion (Diagonal)	0.84
Basic Luminous Shape	Rectangular
Luminous Length (0-180)	0.08 ft
Luminous Width (90-270)	3.85 ft
Luminous Height	0.00 ft

**LUMINANCE DATA (cd/sq.m)**

Angle In Degrees	Average 0-Deg	Average 45-Deg	Average 90-Deg
45	1882	5374	2260
55	2070	1450	1046
65	2099	879	478
75	2167	1008	252
85	2245	1758	298

CANDELA TABULATION

	<u>0</u>	<u>5</u>	<u>10</u>	<u>15</u>	<u>20</u>	<u>25</u>	<u>30</u>	<u>35</u>	<u>40</u>	<u>45</u>
<b>0</b>	1941.525	1941.525	1941.525	1941.525	1941.525	1941.525	1941.525	1941.525	1941.525	1941.525
<b>5</b>	1943.438	1941.277	1937.745	1931.850	1924.380	1915.493	1906.155	1896.165	1886.355	1876.725
<b>10</b>	1924.560	1918.575	1902.983	1880.460	1853.483	1826.100	1798.267	1768.005	1736.415	1707.188
<b>15</b>	1884.217	1871.505	1839.172	1797.705	1750.815	1698.030	1645.537	1591.628	1536.615	1486.822
<b>20</b>	1827.967	1806.773	1756.507	1693.260	1618.807	1541.655	1461.690	1388.723	1324.822	1270.733
<b>25</b>	1764.450	1731.668	1660.747	1569.578	1466.257	1361.362	1274.287	1196.572	1118.003	1036.350
<b>30</b>	1685.408	1642.455	1549.957	1434.037	1304.370	1198.440	1101.668	989.100	871.763	773.303
<b>35</b>	1581.165	1523.813	1409.175	1265.693	1136.408	1021.230	889.222	745.740	654.278	548.730
<b>40</b>	819.630	826.650	856.530	876.533	871.942	788.063	657.653	542.745	406.170	267.368
<b>45</b>	38.115	39.240	40.928	43.807	66.983	121.252	188.325	220.185	150.863	108.832
<b>50</b>	35.123	34.650	33.075	31.297	29.520	28.777	30.262	35.775	45.225	52.965
<b>55</b>	33.998	33.075	30.555	27.652	24.660	21.960	20.093	19.620	20.835	23.828
<b>60</b>	33.075	31.477	28.485	24.953	21.398	18.495	16.358	14.940	14.107	14.018
<b>65</b>	25.402	24.570	22.410	20.363	17.843	15.885	14.107	12.713	11.498	10.643
<b>70</b>	20.363	19.800	18.405	16.718	15.143	13.545	12.240	10.935	9.900	8.775
<b>75</b>	16.065	15.592	14.580	13.545	12.510	11.498	10.373	9.338	8.415	7.470
<b>80</b>	12.893	12.623	11.678	10.845	9.990	9.158	8.415	7.673	6.907	6.165
<b>85</b>	5.603	5.692	5.692	5.513	5.513	5.423	5.332	5.040	4.770	4.388
<b>90</b>	0.000	0.000	0.000	0.000	0.000	0.000	0.000	0.000	0.000	0.000

Vert. Horizontal Angles

	<u>50</u>	<u>55</u>	<u>60</u>	<u>65</u>	<u>70</u>	<u>75</u>	<u>80</u>	<u>85</u>	<u>90</u>
<b>0</b>	1941.525	1941.525	1941.525	1941.525	1941.525	1941.525	1941.525	1941.525	1941.525
<b>5</b>	1867.388	1858.882	1851.233	1844.775	1839.263	1834.605	1831.703	1829.745	1829.092
<b>10</b>	1679.805	1654.785	1631.610	1610.775	1593.765	1579.477	1569.217	1563.412	1561.162
<b>15</b>	1442.340	1404.787	1372.838	1344.645	1322.595	1304.842	1292.332	1285.313	1282.973
<b>20</b>	1221.233	1170.878	1122.300	1078.110	1041.773	1011.038	988.538	974.610	970.043
<b>25</b>	955.732	881.010	821.970	777.420	742.185	713.992	692.212	678.487	674.280
<b>30</b>	699.030	630.832	559.013	490.905	431.123	383.558	349.200	328.365	321.165
<b>35</b>	434.475	325.283	240.368	183.667	152.730	126.382	113.040	106.672	104.625
<b>40</b>	171.518	124.808	100.800	89.505	82.305	76.793	72.675	70.065	69.120
<b>45</b>	89.032	78.750	69.975	62.392	56.610	52.042	48.667	46.440	45.765
<b>50</b>	54.563	51.188	46.057	41.197	36.900	33.638	31.117	29.340	28.777
<b>55</b>	27.383	28.867	27.832	25.515	23.085	20.835	18.968	17.663	17.190
<b>60</b>	14.760	15.705	15.885	15.232	14.107	12.803	11.588	10.553	10.080
<b>65</b>	9.990	9.720	9.630	9.428	8.685	7.853	6.997	6.345	5.782
<b>70</b>	7.942	7.200	6.728	6.255	5.692	5.242	4.478	3.825	3.375
<b>75</b>	6.548	5.782	5.242	4.567	4.027	3.555	2.993	2.340	1.867
<b>80</b>	5.332	4.770	4.117	3.465	2.902	2.520	2.047	1.485	1.125
<b>85</b>	4.027	3.465	2.993	2.520	2.160	1.778	1.395	1.035	0.743
<b>90</b>	0.000	0.000	0.000	0.000	0.000	0.000	0.000	0.000	0.000

**IES INDOOR REPORT**  
**PHOTOMETRIC FILENAME : VODE\_107\_BX\_HO\_35\_BB.IES**

**ZONAL LUMEN SUMMARY**

Zone	Lumens	%Lamp	%Fixt
0-20	603.24	N.A.	36.00
0-30	1108.82	N.A.	66.20
0-40	1510.01	N.A.	90.20
0-60	1648.98	N.A.	98.40
0-80	1671.06	N.A.	99.80
0-90	1674.95	N.A.	100.00
10-90	1500.31	N.A.	89.60
20-40	906.77	N.A.	54.10
20-50	1022.57	N.A.	61.10
40-70	152.30	N.A.	9.10
60-80	22.08	N.A.	1.30
70-80	8.75	N.A.	0.50
80-90	3.89	N.A.	0.20
90-110	0.00	N.A.	0.00
90-120	0.00	N.A.	0.00
90-130	0.00	N.A.	0.00
90-150	0.00	N.A.	0.00
90-180	0.00	N.A.	0.00
110-180	0.00	N.A.	0.00
0-180	1674.95	N.A.	100.00

Total Luminaire Efficiency = N.A.%

**ZONAL LUMEN SUMMARY**

Zone	Lumens
0-10	174.64
10-20	428.61
20-30	505.58
30-40	401.19
40-50	115.80
50-60	23.16
60-70	13.33
70-80	8.75
80-90	3.89
90-100	0.00
100-110	0.00
110-120	0.00
120-130	0.00
130-140	0.00
140-150	0.00
150-160	0.00
160-170	0.00
170-180	0.00

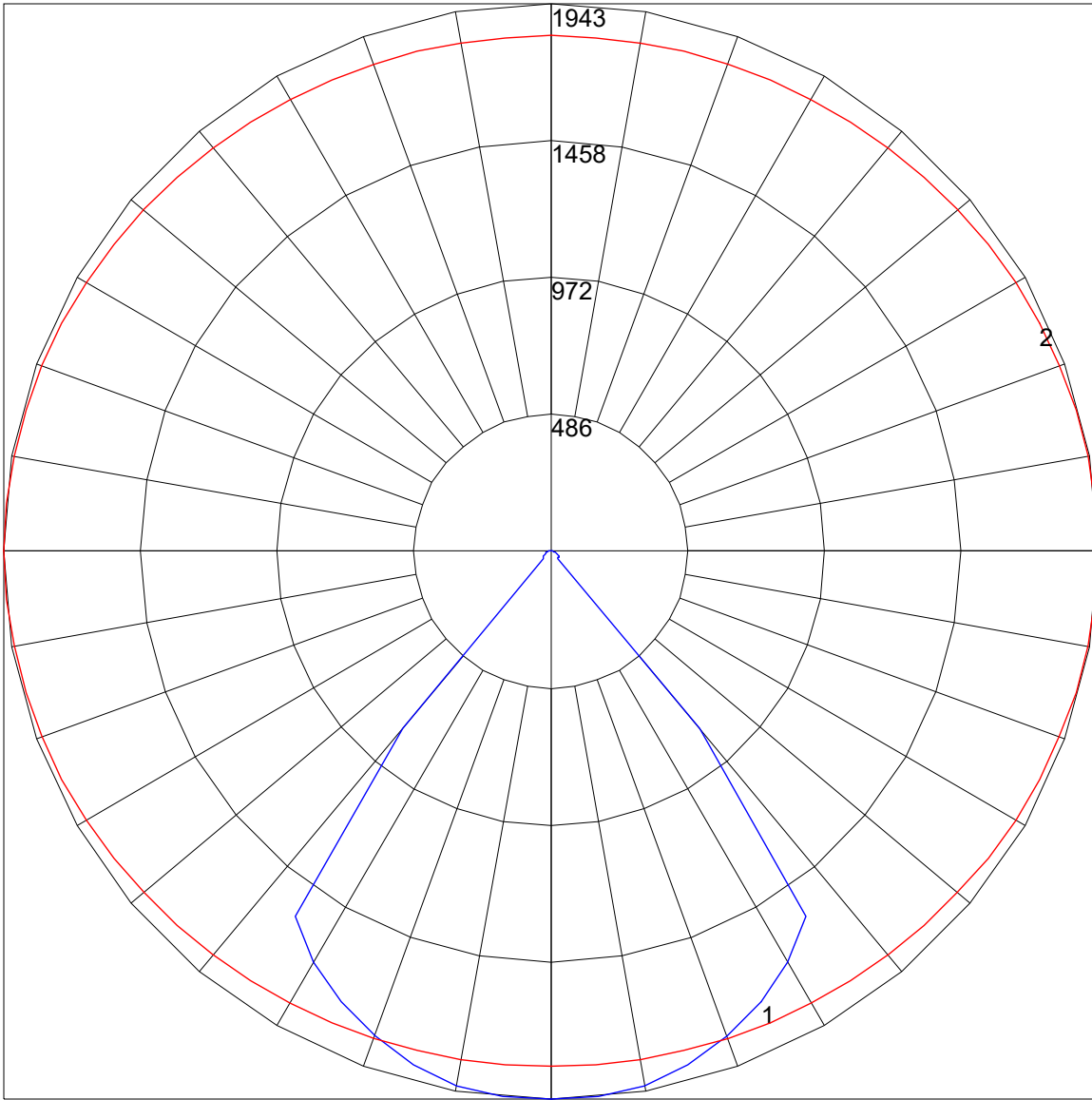
**IES INDOOR REPORT**  
**PHOTOMETRIC FILENAME : VODE\_107\_BX\_HO\_35\_BB.IES**

**COEFFICIENTS OF UTILIZATION - ZONAL CAVITY METHOD**

Effective Floor Cavity Reflectance 0.20

RC	80				70				50			30			10			0	
	RW	70	50	30	10	70	50	30	10	50	30	10	50	30	10	50	30	10	0
0	119	119	119	119	116	116	116	116	111	111	111	106	106	106	102	102	102	100	100
1	113	110	108	105	111	108	106	104	104	102	100	100	99	97	97	96	95	93	93
2	107	102	98	95	105	101	97	93	97	94	91	94	92	89	92	89	88	86	86
3	102	95	90	86	100	94	89	85	91	87	84	89	85	82	86	83	81	79	79
4	96	89	83	78	95	87	82	78	85	81	77	83	79	76	81	78	75	74	74
5	91	83	77	72	90	82	76	72	80	75	71	78	74	71	77	73	70	68	68
6	87	77	71	67	85	77	71	67	75	70	66	74	69	66	72	68	65	64	64
7	82	73	66	62	81	72	66	62	71	65	61	69	65	61	68	64	61	59	59
8	78	68	62	58	77	68	62	58	67	61	57	65	61	57	64	60	57	56	56
9	74	64	58	54	73	64	58	54	63	58	54	62	57	54	61	57	53	52	52
10	71	61	55	51	70	60	55	51	59	54	51	59	54	50	58	53	50	49	49

POLAR GRAPH



Maximum Candela = 1943.438 Located At Horizontal Angle = 0, Vertical Angle = 5  
# 1 - Vertical Plane Through Horizontal Angles (0 - 180) (Through Max. Cd.)  
# 2 - Horizontal Cone Through Vertical Angle (5) (Through Max. Cd.)