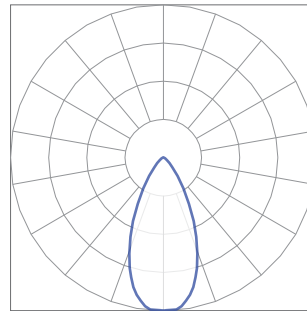



BoxRail® | 107

107-BX-X-4-48-X-X-X-X-X-Z-HO-359-S2-X-AL / WH-X

The performance data in black text is confirmed through third party testing (see the following Light Laboratory report for details). The performance data in grey text is calculated by Vode, for reference only.

Technical Support: (707) 996-9898



Details

Rail Type / Length	BoxRail, 48"
LED Type	Zipper Board
Lumen Output	High Output
Color Temperature	3500K, 90+ CRI
Optics	60° White Symmetric Lens

Performance Summary

	2700K	3000K	3500K	4000K
Color Temperature	2700K	3000K	3500K	4000K
Efficacy - Lumens per Watt	51	53	54	55
Total Lumens, 4' rail (1219mm)	2503	2582	2635	2687
Lumens per foot (305mm)	626	646	659	672
Input Power (W), 4' rail (1219mm)	49.2	49.2	49.2	49.2
Watts per foot (305mm)	12.4	12.4	12.4	12.4
CRI	-	-	96	-

© 2017 Vode Lighting LLC. All rights reserved. The Vode logo and Vode, are either registered trademarks or trademarks of Vode Lighting LLC in the United States and/or other countries. All other brand or product names are trademarks or registered trademarks of their respective owners. No part of the above drawing, design, arrangements or ideas thereon shall be duplicated or used for any purpose whatsoever without the express permission of Vode Lighting LLC. Due to ongoing innovation, specifications may change without notice.



IES INDOOR REPORT
PHOTOMETRIC FILENAME : VODE_107_BX_HO_359_S2.IES

DESCRIPTION INFORMATION (From Photometric File)

IESNA:LM-63-2002
 [TEST] L071704209 (SOURCE REPORT FOR REFERENCE)
 [TESTLAB] REPORT BASED ON DATA PRODUCED BY NVLAP ACCREDITED LAB
 [ISSUEDATE] 11/1/2017
 [MANUFAC] Vode Lighting
 [LUMCAT] 107-BX-48-Z-HO-359-S2-AL/WH
 [LUMINAIRE] BoxRail LED, 48", 3500K, 90 CRI, zipper board,
 [MORE] 60° white symmetric lens, high output
 [TEST PROCEDURE] IESNA:LM-79-08

CHARACTERISTICS

Lumens Per Lamp	N.A. (absolute)
Total Lamp Lumens	N.A. (absolute)
Luminaire Lumens	2637
Total Luminaire Efficiency	N.A.
Luminaire Efficacy Rating (LER)	54
Total Luminaire Watts	49.22
Ballast Factor	1.00
CIE Type	Direct
Spacing Criterion (0-180)	0.84
Spacing Criterion (90-270)	1.16
Spacing Criterion (Diagonal)	1.00
Basic Luminous Shape	Rectangular
Luminous Length (0-180)	0.02 ft
Luminous Width (90-270)	3.85 ft
Luminous Height	0.00 ft

LUMINANCE DATA (cd/sq.m)

Angle In Degrees	Average 0-Deg	Average 45-Deg	Average 90-Deg
45	44447	85830	161314
55	32121	53378	111952
65	27567	37825	77573
75	25124	30358	54435
85	0	12435	31087

IES INDOOR REPORT
PHOTOMETRIC FILENAME : VODE_107_BX_HO_359_S2.IES

CANDELA TABULATION

	<u>0</u>	<u>5</u>	<u>10</u>	<u>15</u>	<u>20</u>	<u>25</u>	<u>30</u>	<u>35</u>	<u>40</u>	<u>45</u>
0	1862.40	1862.40	1862.40	1862.40	1862.40	1862.40	1862.40	1862.40	1862.40	1862.40
5	1844.94	1846.88	1839.12	1839.12	1839.12	1841.06	1843.00	1844.94	1846.88	1848.82
10	1755.70	1763.46	1751.82	1749.88	1753.76	1759.58	1767.34	1775.10	1780.92	1788.68
15	1583.04	1602.44	1586.92	1588.86	1600.50	1614.08	1629.60	1647.06	1664.52	1683.92
20	1317.26	1356.06	1344.42	1359.94	1379.34	1404.56	1431.72	1462.76	1495.74	1526.78
25	1043.72	1078.64	1070.88	1084.46	1109.68	1144.60	1183.40	1228.02	1276.52	1326.96
30	723.62	783.76	783.76	803.16	832.26	871.06	917.62	970.00	1028.20	1090.28
35	500.52	539.32	543.20	558.72	585.88	620.80	663.48	717.80	779.88	845.84
40	327.86	358.90	360.84	374.42	395.76	422.92	457.84	504.40	558.72	618.86
45	225.04	244.44	248.32	258.02	271.60	291.00	316.22	349.20	388.00	434.56
50	170.72	180.42	182.36	186.24	195.94	207.58	223.10	244.44	271.60	304.58
55	131.92	137.74	139.68	141.62	147.44	155.20	164.90	178.48	195.94	219.22
60	104.76	108.64	110.58	112.52	114.46	120.28	126.10	133.86	143.56	157.14
65	83.42	85.36	87.30	87.30	89.24	93.12	95.06	100.88	106.70	114.46
70	65.96	65.96	65.96	67.90	67.90	69.84	71.78	73.72	77.60	81.48
75	46.56	46.56	46.56	48.50	48.50	48.50	50.44	52.38	52.38	56.26
80	29.10	29.10	29.10	29.10	29.10	29.10	31.04	31.04	31.04	32.98
85	0.00	0.00	0.00	0.00	1.94	1.94	1.94	3.88	5.82	7.76
90	0.00	0.00	0.00	0.00	0.00	0.00	0.00	0.00	0.00	0.00

Vert. Angles Horizontal Angles

	<u>50</u>	<u>55</u>	<u>60</u>	<u>65</u>	<u>70</u>	<u>75</u>	<u>80</u>	<u>85</u>	<u>90</u>
0	1862.40	1862.40	1862.40	1862.40	1862.40	1862.40	1862.40	1862.40	1862.40
5	1850.76	1850.76	1852.70	1854.64	1856.58	1858.52	1858.52	1858.52	1858.52
10	1796.44	1804.20	1810.02	1815.84	1821.66	1827.48	1831.36	1831.36	1831.36
15	1701.38	1716.90	1732.42	1746.00	1757.64	1765.40	1773.16	1777.04	1778.98
20	1559.76	1588.86	1616.02	1643.18	1660.64	1678.10	1689.74	1695.56	1697.50
25	1375.46	1422.02	1464.70	1501.56	1530.66	1553.94	1571.40	1581.10	1583.04
30	1154.30	1216.38	1272.64	1325.02	1363.82	1392.92	1416.20	1425.90	1429.78
35	919.56	991.34	1057.30	1119.38	1165.94	1198.92	1226.08	1239.66	1243.54
40	688.70	760.48	830.32	896.28	946.72	985.52	1014.62	1026.26	1030.14
45	494.70	556.78	620.80	682.88	731.38	770.18	795.40	810.92	816.74
50	347.26	395.76	446.20	498.58	543.20	572.30	603.34	616.92	620.80
55	244.44	277.42	316.22	353.08	389.94	420.98	442.32	455.90	459.78
60	174.60	195.94	221.16	248.32	275.48	298.76	318.16	327.86	331.74
65	126.10	139.68	155.20	174.60	192.06	207.58	223.10	232.80	234.74
70	89.24	97.00	106.70	118.34	129.98	139.68	149.38	157.14	159.08
75	60.14	64.02	69.84	75.66	83.42	89.24	93.12	98.94	100.88
80	34.92	36.86	38.80	42.68	46.56	48.50	50.44	52.38	54.32
85	11.64	13.58	15.52	17.46	17.46	19.40	19.40	19.40	19.40
90	0.00	0.00	0.00	0.00	0.00	0.00	0.00	0.00	0.00

IES INDOOR REPORT
PHOTOMETRIC FILENAME : VODE_107_BX_HO_359_S2.IES

ZONAL LUMEN SUMMARY

Zone	Lumens	%Lamp	%Fixt
0-20	644.53	N.A.	24.40
0-30	1249.09	N.A.	47.40
0-40	1793.58	N.A.	68.00
0-60	2414.58	N.A.	91.50
0-80	2622.38	N.A.	99.40
0-90	2637.47	N.A.	100.00
10-90	2462.92	N.A.	93.40
20-40	1149.05	N.A.	43.60
20-50	1532.27	N.A.	58.10
40-70	759.59	N.A.	28.80
60-80	207.81	N.A.	7.90
70-80	69.21	N.A.	2.60
80-90	15.09	N.A.	0.60
90-110	0.00	N.A.	0.00
90-120	0.00	N.A.	0.00
90-130	0.00	N.A.	0.00
90-150	0.00	N.A.	0.00
90-180	0.00	N.A.	0.00
110-180	0.00	N.A.	0.00
0-180	2637.47	N.A.	100.00

Total Luminaire Efficiency = N.A.%

ZONAL LUMEN SUMMARY

Zone	Lumens
0-10	174.55
10-20	469.98
20-30	604.56
30-40	544.49
40-50	383.22
50-60	237.77
60-70	138.60
70-80	69.21
80-90	15.09
90-100	0.00
100-110	0.00
110-120	0.00
120-130	0.00
130-140	0.00
140-150	0.00
150-160	0.00
160-170	0.00
170-180	0.00

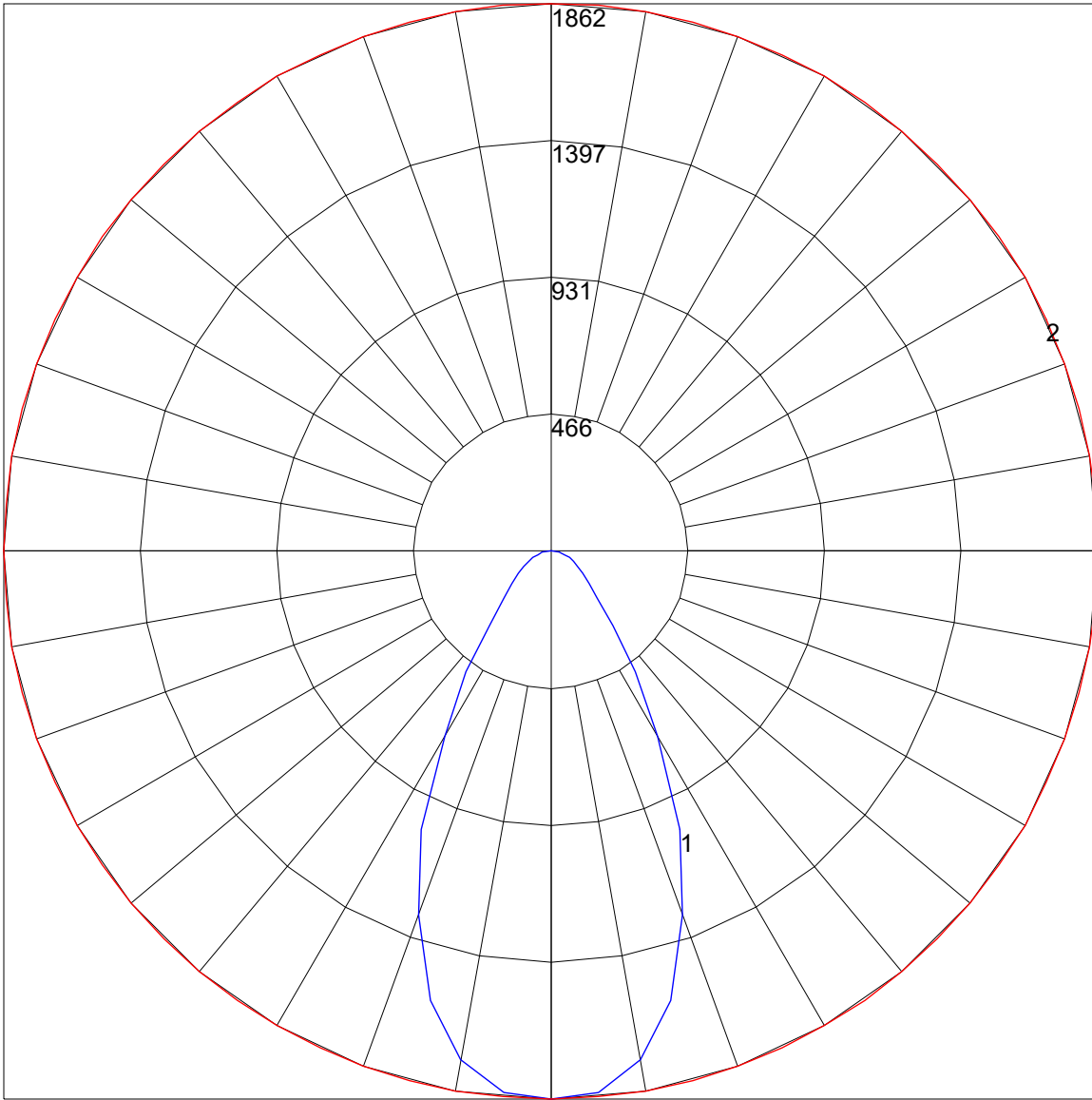
IES INDOOR REPORT
PHOTOMETRIC FILENAME : VODE_107_BX_HO_359_S2.IES

COEFFICIENTS OF UTILIZATION - ZONAL CAVITY METHOD

Effective Floor Cavity Reflectance 0.20

RC	80				70				50			30			10			0
RW	70	50	30	10	70	50	30	10	50	30	10	50	30	10	50	30	10	0
0	119	119	119	119	116	116	116	116	111	111	111	106	106	106	102	102	102	100
1	111	108	105	102	109	106	103	100	101	99	97	98	96	94	94	93	91	89
2	104	97	92	88	101	96	91	87	92	88	85	89	86	83	86	83	81	79
3	97	88	82	77	94	87	81	76	84	79	75	81	77	73	79	75	72	70
4	90	80	73	68	88	79	73	67	77	71	67	75	70	66	73	68	65	63
5	84	74	66	61	82	73	66	60	71	65	60	69	63	59	67	62	59	57
6	79	68	60	55	77	67	60	55	65	59	54	64	58	54	62	57	53	52
7	74	63	55	50	72	62	55	50	60	54	49	59	53	49	58	53	49	47
8	70	58	51	46	68	57	50	46	56	50	45	55	49	45	54	49	45	43
9	66	54	47	42	64	54	47	42	52	46	42	51	46	42	51	45	42	40
10	62	51	44	39	61	50	43	39	49	43	39	48	43	39	47	42	39	37

POLAR GRAPH



Maximum Candela = 1862.4 Located At Horizontal Angle = 0, Vertical Angle = 0
1 - Vertical Plane Through Horizontal Angles (0 - 180) (Through Max. Cd.)
2 - Horizontal Cone Through Vertical Angle (0) (Through Max. Cd.)